




Bowriders | Ski & Fish | Deck Boats | Sport Cruisers




**A better kind
of family boat.**





A better kind of family boat.



It's a sunset cruise—or maybe a long summer day on the water. It's the smile on the face of a seven year old on a tube and the smile on the face of his dad at the helm. It's people of all ages enjoying one another's company—just being family.

For nearly fifty years now, we've designed and built fiberglass boats for families like yours. We understand family boats. We understand boating families. As a result, what you get—and you get it with every Glastron®—is a better kind of family boat.

Experienced boaters know it. Just consider how many of our boats you see on the water. Runabouts, ski & fish, deck boats and sport cruisers, Glastron clearly resonates with today's boating families.

They appreciate Glastron design. From the safety of a properly-placed grabrail to the convenience of storage compartments that are right where they should be. They appreciate our technology—including innovative, state-of-the-art manufacturing processes that have revolutionized fiberglass boat building and allowed us to back our boats with truly exceptional warranties. They appreciate Glastron performance. And our fabled good looks.


Mostly, though, they appreciate what Glastron does to enhance their family boating experience. Around the country and around the world, they know: Glastron is a better kind of family boat.

GLASTRON®


Glastron®. What family boating is all about.

When you live, eat, sleep and breathe family boating for the better part of fifty years like we have, you don't just acquire experience. You acquire a perspective—a sense of what's really important and what's simply cosmetic. You also acquire a reputation for knowing what family boating is all about.

Our customers know that, model year after model year, our innovations have enhanced the design, safety, performance and reliability of our products. They also know that our quality assurance program (our warranty is one of the best in the business) further enhances their boating experience.



If you're a seasoned family boater, you know what family boating is about. If you're a first-time boat buyer, you'll soon come to understand and appreciate how, perhaps better than any other company, Glastron's ongoing tradition of meaningful innovations in design, safety and performance have shaped and defined the sport.





It's about safety.

We've said it before. We'll say it again: at Glastron, the most important things that go into our boats aren't things at all. They're people. With nearly fifty years of experience, we know how to design your family's safety into every aspect of every boat. Note how Glastron cockpits and bow seating areas are always deep and generously padded. Check out the extra-wide walk-thrus on our bowriders. Notice how we make sure there's always a grabrail nearby. On Glastron runabouts, the boarding ladders are always mounted on the helm side so you can see the skier at the pickup point. Safety features like these don't happen by accident. They're the result of fifty years of steady and unrelenting effort to design more safety into every boat we make.

It's about functional des

From our most basic models to the top of the line, every functionality. Properly-placed cupholders, easy-to-read instrument arrangements—it's all there to create a more integrated, more Glastron boat and chances are that years from now, you'll see a little "this makes sense" touches we designed in for you.



out safety.

before. We'll say it again: at Glastron, the most important things that go into our boats aren't they're people. With nearly fifty years of experience, we know how to design your family's safety of every boat. Note how Glastron cockpits and bow seating areas are always deep and ed. Check out the extra-wide walk-thrus on our bowriders. Notice how we make sure there's nearby. On Glastron runabouts, the boarding ladders are always mounted on the helm side so skier at the pickup point. Safety features like these don't happen by accident. They're the result ready and unrelenting effort to design more safety into every boat we make.

It's about functional design.

From our most basic models to the top of the line, every Glastron is designed for family-friendly functionality. Properly-placed cupholders, easy-to-read instruments, comfortable seating arrangements—it's all there to create a more integrated, more relaxing boating experience. Buy a Glastron boat and chances are that years from now, you'll still be discovering and appreciating the little "this makes sense" touches we designed in for you.

It's about performance.

Glastron boats are built to perform; to get up on plane with a minimum of bowrise—so you never lose sight of the horizon. Glastron performance means our boats stay on plane, even at slow speeds—a great feature for families who enjoy tubing and wakeboarding. Glastron boats are known for their agile handling. Go ahead. Take it into a corner. Point the boat where you want and it's there. And, not coincidentally, but completely by design, boats that perform at this level aren't just more fun. They're safer too.

It's about owner satisfaction.


We take great pride in building every boat right so it will stand the test of time. Even our warranties reflect our high manufacturing standards, with two years of coverage on every component—from controls, hardware, electronics, upholstery, windshield—everything. That's double the industry norm.

And we're not the only ones who believe we do a good job. Apparently, our customers agree. In an independent survey of recent boat buyers by the National Marine Manufacturers Association, over 90% of Glastron buyers rated their ownership experience as "excellent"—earning us NMMA's Excellence in Customer Satisfaction Award for sterndrive and outboard bowriders.



A better kind of boat building technology.


At the heart of our better kind of family boat is a better kind of technology—the kind of technology that allows us to design, build and back our boats just that much better than other boat builders.



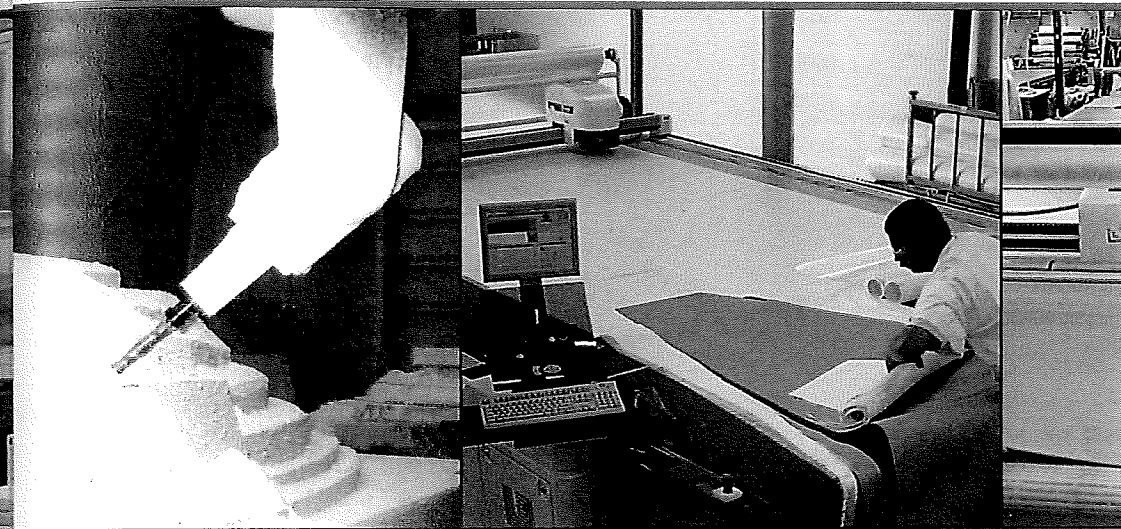
For example, we've centralized our operations in one facility. Located at Little Falls, Minnesota, it's the largest, most technologically-advanced fiberglass boat production facility in the world. At Little Falls, we can design and build

boats to tighter tolerances. We can use cleaner processes and meet higher standards. Every step in the boat building process meets or exceeds ISO 9001-2000 standards and guidelines—the most stringent and comprehensive standards in the world.

What's more, we put all that technology into the hands of the best possible people. Imaginative designers. Skilled builders. Meticulous assemblers. People who, from start to finish, know how to use better technology to bring you a better kind of family boat.



All our boats start with CAD/CAM technology that enables our designers to create new concepts on screen. With CAD/CAM, any change is integrated into the overall design of the boat—the computer automatically factors the effects of the enhancement on other components. Once the design is completed, the specifications are stored and communicated to our computer-assisted manufacturing machinery.



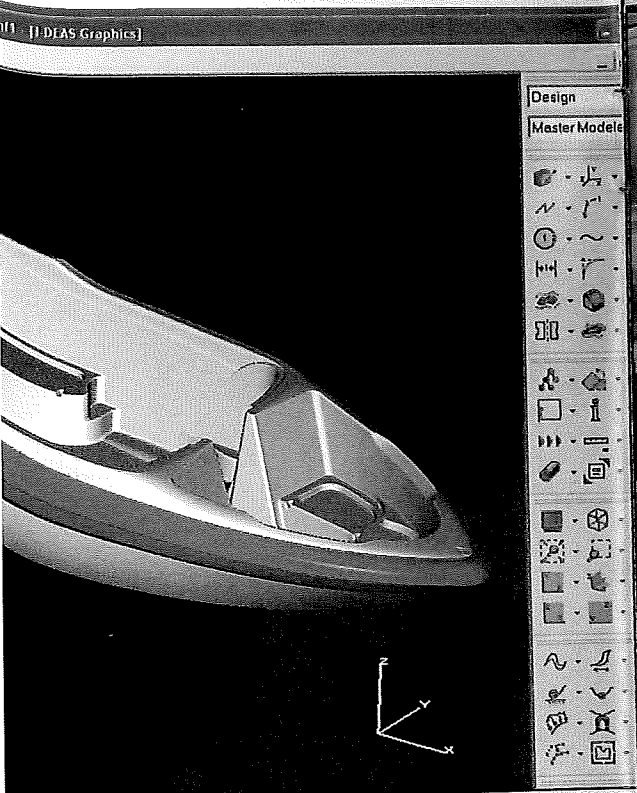
We use a computer-driven, robotic five-axis router to create models of our designs (called plugs) from which we build our master fiberglass molds. Many other builders still make wood plugs. In terms of precision, in terms of concept-to-completion time, the advantage goes to Glastron®.

Another computer-controlled machine is the Lectra® fiberglass cutter. It's extremely precise. With it, we can cut fiberglass to the exact dimension for each application, eliminating guessing and hand-trimming when the fiberglass is placed in the mold.


We complete our upholstery technology. consistent patterns, pe upholstery

Glastron's state-of-the-art manufacturing is engineered with highly mechanized, high workstations similar to those found in the industry's most advanced assembly plants. certified to meet ISO 9001-2000 standard.

ISO
9001



technology that enables our designers to create new concepts on integrated into the overall design of the boat—the computer advancement on other components. Once the design is completed, mated to our computer-assisted manufacturing machinery.




We use a computer-driven, robotic five-axis router to create models of our designs (called plugs) from which we build our master fiberglass molds. Many other builders still make wood plugs. In terms of precision, in terms of concept-to-completion time, the advantage goes to Glastron®.


Another computer-controlled machine is the Lectra® fiberglass cutter. It's extremely precise. With it, we can cut fiberglass to the exact dimension for each application, eliminating guessing and hand-trimming when the fiberglass is placed in the mold.

We computer-design and precision-cut all our upholstery with Gerber® vinyl cutter technology. The result is a faster, more consistent process that lets us create complex patterns, perfect contours and better-looking upholstery every time.

Traditional fiberglass fabrication calls for hand-trimming hulls with jigsaws and power drills. We use extremely accurate robotic trimmers to ensure that every edge and opening gets trimmed to the tightest possible specifications and tolerances.

Glastron's state-of-the-art manufacturing facility is engineered with highly mechanized, highly efficient workstations similar to those found in the automotive industry's most advanced assembly plants. It's also certified to meet ISO 9001-2000 standards.





technology that enables our designers to create new concepts on s integrated into the overall design of the boat—the computer enhancement on other components. Once the design is completed, unicated to our computer-assisted manufacturing machinery.

A better boat building process.

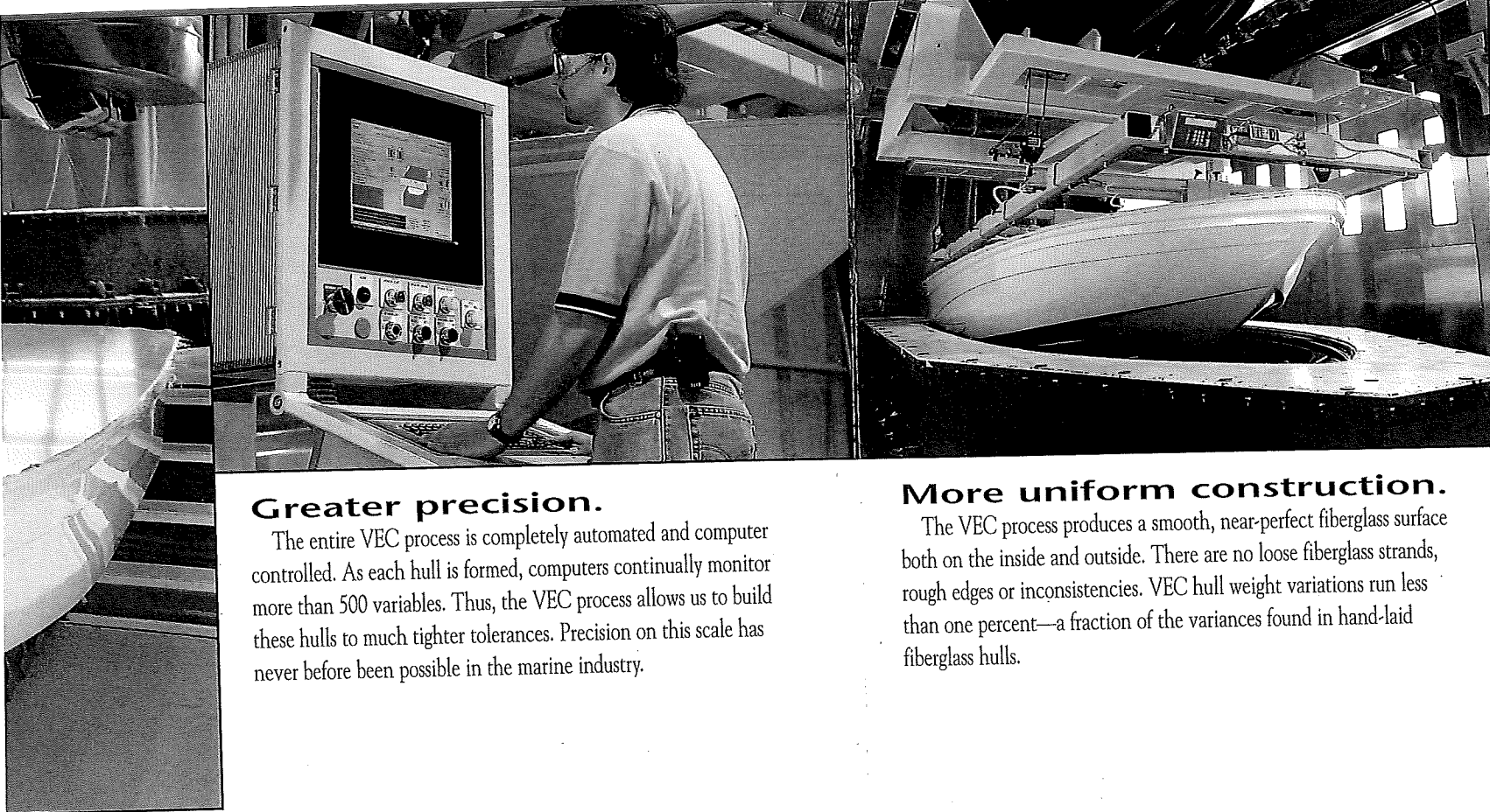
At the heart of the Glastron technological revolution is our proprietary, closed-mold manufacturing process called VEC® technology. Standard on all of our runabout models up to 20 feet, the VEC process replaces the traditional hand-laid fiberglass lamination process with a cleaner, highly computerized 21st century technology—a technology that lets us make lighter, stronger boats—and lets us back them with the industry's best warranty.

Greater precision.

The entire VEC process is completely automated and computer controlled. As each hull is formed, computers continually monitor more than 500 variables. Thus, the VEC process allows us to build these hulls to much tighter tolerances. Precision on this scale has never before been possible in the marine industry.

More u

The VEC proce both on the inside rough edges or in than one percent fiberglass hulls.



Greater precision.

The entire VEC process is completely automated and computer controlled. As each hull is formed, computers continually monitor more than 500 variables. Thus, the VEC process allows us to build these hulls to much tighter tolerances. Precision on this scale has never before been possible in the marine industry.

More uniform construction.

The VEC process produces a smooth, near-perfect fiberglass surface both on the inside and outside. There are no loose fiberglass strands, rough edges or inconsistencies. VEC hull weight variations run less than one percent—a fraction of the variances found in hand-laid fiberglass hulls.

Lighter. Stronger.


Every boat made with VEC fiberglass lamination technology also features an integrated fiberglass stringer system. So a boat built using VEC technology is not only lighter than a traditionally-built boat. It has greater structural integrity too.

Boats this good deserve a warranty this good.

Because VEC manufacturing technology results in a superior boat, every VEC-built model comes with a superior warranty: a lifetime limited warranty on the hull, deck, floor, stringers and transom. What's more, that warranty is transferable to the next owner of the boat—a significant advantage when you decide to move up to a new Glastron model a few years down the road.

Resale value that's engineered in.

Astute boaters who recognized the initial value of a VEC-manufactured hull are now realizing higher resale values as they trade up. The Marine Blue Book reports that, "Glastron models with VEC technology have proven to retain a higher percentage of their original selling price versus competitive models."




alled VEC®
-laid fiberglass
lighter, stronger

SX SERIES

Dollar for dollar, the best value in family boating.


Year in and year out, our SX Series earns—and re-earns—its position as the best all-around value in family boating. Better-looking, better-built, better-performing and better-equipped, an SX is quite simply more boat for the money.






Every SX model is built with our patented VEC® technology and features our transferable lifetime limited warranty on structural components. And VEC boats don't just perform better on the water. Studies show they perform better at holding resale value too. All good reasons to consider a Glastron SX Series runabout.

Now factor in their incredible good looks and these boats become all but irresistible. Take in the sculpted, ergonomic shape of the cockpit; note the distinctive bucket seats. There's the deep, roomy bow with the ultra-comfortable wraparound side upholstery and the specially designed windshield for greater dock accessibility.

It's proof that "value" doesn't have to mean compromise. It means value-added. It's the Glastron SX Series for 2005.



Welcome to value, Glastron style. The SX cockpit is styled beyond any other builder's "value boat." Note the curved, 3-piece windshield and standard sport seating (those seats are as comfortable as they are attractive). The rotocast bench seat features two built-in, self-draining coolers. Sterndrive models have a fully-padded, sculpted sunlounge. All upholstery is ergonomically sculpted in a combination of rich textures and vivid colors (choose red, blue or yellow). An easy-to-clean fiberglass floor and snap-in carpet are standard.




Typically, value boat dashboards tend to be somewhat spartan. The Glastron SX dash is anything but. Everything is where it should be, starting with the carbon fiber look of the faceplate. Note the individual, easy-to-read Faria® analog gauges (with lifetime limited warranty) and easy-to-access, lighted rocker switches.

Here again, Glastron quality exceeds "value boat" expectations and leaves the competition wondering how we do it. The sculpted bucket seats (standard on all SX models) are mounted on slide/swivel pedestals for comfort and optimum control. Flip-up bolsters are a popular option.

We've gone to great lengths to design in storage throughout the boat. The goal of our designers was simple: "Make it spacious. Make it convenient." The result: three bow seat storage compartments, three bench seat storage compartments, two side-panel compartments and an oversized ski locker. And VEC® construction means they're as finished on the inside as the boat is on the outside.


SX cockpit is styled beyond any other builder's "value boat." Note the sport seating (those seats are as comfortable as they are attractive). In, self-draining coolers. Sterndrive models have a fully-padded, ergonomically sculpted in a combination of rich textures and vivid colors clean fiberglass floor and snap-in carpet are standard.

We use VEC technology to fabricate every SX boat. VEC is the ultimate method for building fiberglass boats. VEC means your SX boasts unprecedented precision and structural integrity—traits that pay off in a better ride and better handling on the water. VEC means we can back our SX models with an industry-leading lifetime limited warranty on structural components. VEC even means better resale when it's time to trade up to a new Glastron.





Powered by
Johnson



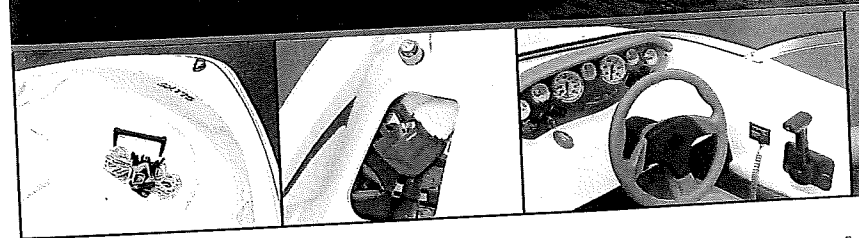

Standard Features:

- Adjustable bucket seats
- AM/FM/cassette stereo with 2 speakers
- Automatic bilge pump
- Glove box
- Integrated swim platform
- Passenger grab handles
- Rear bench seating
- Ski/kneeboard locker
- Skid-resistant fiberglass floor

Available options and additional features are shown on pages 16-17.

Specifications:

Length	17' 1" (5.21 m)
Beam	88" (2.24 m)
Depth	43" (1.09 m)
Approx. Weight	1440 lbs (653 kg) w/o engine
Cockpit Depth	28 1/2" (.72 m)
Transom Width	86" (2.18 m)
Transom Deadrise	21°
Draft (drive down)	28 1/2" (.72 m)
Fuel Capacity	23 gal (87 L)
Maximum Capacity	1175 lbs (533 kg)



There are many good reasons why the Glastron[®] SX 175 is one of the world's best-selling 17-foot bowriders. First and foremost is pure and simple value. Ask your friends who are experienced boaters. They'll tell you nobody else offers this much boat at this price point. We build it with VEC[®] technology. We equip it with lots of family-friendly features. We back it with a transferable lifetime limited warranty on structural components—a warranty that, come resale time, adds even more value to this incredible runabout. The SX 175. It's about family. It's about fun. It's about industry-leading value.

Standard

- Adjustable
- AM/FM/cassette stereo with 2 speakers
- Glove box
- Integrated

Available options

struggle to bring you more boat for
the SX 170 bowrider for 2005 is the
outboard power for more snap and
features and more choices for you.
VEC[®] technology (with a transferable
components). We've even
contemporary look and easy cleanup.
to get down to "value." We build
point: the 2005 Glastron[®] SX 170.

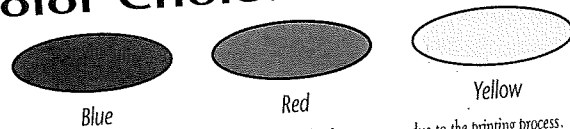
SX SERIES

Features & Options

	SX 170	SX 175	SX 195
CONSTRUCTION			
Integrated swim platform	S	S	S
SSV® hull design	S	S	S
VEC® technology			
ELECTRONICS			
Chrome bezel Faria® gauges	S	S	S
AM/FM/cassette stereo	S	S	S
Clarion® AM/FM/CD stereo	0	0	0
Convenience Package: hour meter and depth sounder	0	0	0
Convenience Package: hour meter, depth sounder, automatic bilge pump			
INTERIOR			
Bow storage	S	S	S
Fiberglass floor	S	S	S
Glove box	S	S	S
Passenger grab handles	S	S	S
Ski/kneeboard locker	S	S	S
Snap-in carpet	0	0	0
Tilt steering wheel			
EXTERIOR			
Ski tow pylon	0	S	S
Ski tow ring	S	S	S
Stainless steel bow and stern eyes	S	S	S
Stainless steel boarding ladder		0	0
Telescopic 3-step boarding ladder	S	S	S
Through-bolted 6" stainless steel cleats	S	S	S
Walk-thru curved glass windshield			


S=Standard, 0=Optional

Color Choices




Colors shown here are a close representation of our finishes but may vary due to the printing process. Please visit your Glastron dealer to see actual colors.


Popular Options




Clarion AM/FM/CD Stereo



Ski Tow Bar



Flip-Up Bucket Seat



Tilt Steering Wheel

Options vary by model. Please refer to Features & Options table for availability.

Power Choices


STERNDRIVE

3.0L MerCruiser (WPS) (135 hp)		
4.3L MerCruiser (190 hp)		
4.3L MPI MerCruiser (220 hp)		
5.0L MerCruiser (220 hp)		
5.0L MPI MerCruiser (260 hp)		
3.0 GL Volvo Penta (WPS) (135 hp)		
4.3 GL Volvo Penta (190 hp)		
4.3 GXi Volvo Penta (225 hp)		
5.0 GL Volvo Penta (220 hp)		
5.0 GXi Volvo Penta (270 hp)		


OUTBOARD

Johnson 90 hp PLSO	
Johnson 115 hp PLSO	
Johnson 115 hp PL4SO	
Johnson 150 hp PLSO	
Evinrude 115 hp FPLSO	
Evinrude 135 hp FPLSO	
Evinrude 150 hp FPLSO	
Yamaha 90 hp TLRD	
Yamaha 115 hp TLRD	
Yamaha F 115 hp TLRD	
Yamaha 150 hp TLRD	
Mercury 90 hp ELPTO	
Mercury 115 hp ELPTO	
Mercury 125 hp ELPTO	
Mercury 135 hp L Optimax	
Mercury 150 hp L XR6	


Popular Options




Clarion AM/FM/CD Stereo



Ski Tow Bar



Flip-Up Bucket Seat



Tilt Steering Wheel

Options vary by model. Please refer to Features & Options table for availability.

Power Choices

STERNDRIVE

	SX 175	SX 195
3.0L MerCruiser (WPS) (135 hp)	•	•
4.3L MerCruiser (190 hp)	•	•
4.3L MPI MerCruiser (220 hp)	•	•
5.0L MerCruiser (220 hp)	•	•
5.0L MPI MerCruiser (260 hp)	•	•
3.0 GL Volvo Penta (WPS) (135 hp)	•	•
4.3 GL Volvo Penta (190 hp)	•	•
4.3 GXi Volvo Penta (225 hp)	•	•
5.0 GL Volvo Penta (220 hp)	•	•
5.0 GXi Volvo Penta (270 hp)	•	•


OUTBOARD

	SX 170
Johnson 90 hp PLSO	•
Johnson 115 hp PLSO	•
Johnson 115 hp PL4SO	•
Johnson 150 hp PLSO	•
Evinrude 115 hp FPLSO	•
Evinrude 135 hp FPLSO	•
Evinrude 150 hp FPLSO	•
Yamaha 90 hp TLRD	•
Yamaha 115 hp TLRD	•
Yamaha F 115 hp TLRD	•
Yamaha 150 hp TLRD	•
Mercury 90 hp ELPTO	•
Mercury 115 hp ELPTO	•
Mercury 125 hp ELPTO	•
Mercury 135 hp L Optimax	•
Mercury 150 hp L XR6	•

Seating

	SX 170	SX 175	SX 195
SL seating: 2 bucket seats, aft bench seat	S		
SL seating: 2 bucket seats, aft bench seat, sunlounge	S	S	S
Flip-up bucket seat (1 each)	O	O	O

S=Standard, O=Optional




Sport Seating (SL)

Canvas Choices


	SX 170	SX 175	SX 195
Bimini top w/boot	O	O	O
Bow cover	O	O	O
Canvas Package: bow cover, walk-thru curtain, side curtains, stern curtain	O	O	O
Cockpit cover	O	O	O
Mooring cover	O	O	O
Soft top w/boot	O	O	O

O=Optional


All SX models feature white vinyl canvas (except mooring cover).




Bimini Top



Soft Top



Canvas Package



Bow Cover



Cockpit Cover



Mooring Cover

MX SERIES

MX 175 | MX 185 | MX 185 Ski & Fish | MX 180 Ski & Fish



Quintessentially Glastron.

Nowhere is our passion for value-adding more obvious than in our MX Series runabouts.

We start with a state-of-the-art VEC®-built hull and a lifetime limited warranty on structural components, then add a unitized deck/floor system for a seamless look and a quieter ride. Then we design in a long, long list of standard features, including an integrated swim platform, padded sunlounge, sport seating, stainless steel boarding ladder and more. Much, much more.

With our 18-foot MX models, beyond that impressive list of standard features is an equally impressive list of options for you to choose from—including several canvas and engine choices. When you choose a Glastron MX, you get the features you want and need without the added cost of those you don't. Better than any other boats in the category, these boats are made to fit you.

And as you can see, we didn't compromise on the way these boats look. They're arguably the best-looking "value boats" on the market. All in the great Glastron tradition.



Looking for the hands-down best value in a family bowrider? This is it. Our 2005 MX 175 is built with VEC® technology and comes complete with a unitized fiberglass deck/floor for a quieter, smoother ride. This is a boat with such exceptional structural integrity that we equip it with a lifetime limited warranty on structural components. And even though it's our most affordable model, the MX 175 comes with lots of standard features—just take a look at the list on the right. We'd ask you to compare our MX 175 to other 17-foot, value-priced runabouts, but, quite frankly, there is no comparison.

Standard

- 2 bucket seats
- seat/sunlounge
- Bilge pump &
- Bow seats w/s
- Integrated sw

Additional features

Also available
open side wing
with recessed s

MX 175 | MX 185 | MX 185 Ski & Fish | MX 180 Ski & Fish


Quintessentially Glastron.

Nowhere is our passion for value-adding more obvious than in our MX Series runabouts.

We start with a state-of-the-art VEC®-built hull and a lifetime limited warranty on structural components, then add a unitized deck/floor system for a seamless look and a quieter ride. Then we design in a long, long list of standard features, including an integrated swim platform, padded sunlounge, sport seating, stainless steel boarding ladder and more. Much, much more.

With our 18-foot MX models, beyond that impressive list of standard features is an equally impressive list of options for you to choose from—including several canvas and engine choices. When you choose a Glastron MX, you get the features you want and need without the added cost of those you don't. Better than any other boats in the category, these boats are made to fit you.

And as you can see, we didn't compromise on the way these boats look. They're arguably the best-looking "value boats" on the market. All in the great Glastron tradition.



MX 175

Looking for the hands-down best value in a family bowrider? This is it. Our 2005 MX 175 is built with VEC® technology and comes complete with a unitized fiberglass deck/floor for a quieter, smoother ride. This is a boat with such exceptional structural integrity that we equip it with a lifetime limited warranty on structural components. And even though it's our most affordable model, the MX 175 comes with lots of standard features—just take a look at the list on the right. We'd ask you to compare our MX 175 to other 17-foot, value-priced runabouts, but, quite frankly, there is no comparison.

Standard Features:


- 2 bucket seats/aft bench seat/sunlounge
- Bilge pump & blower
- Bow seats w/storage
- Integrated swim platform
- Passenger grab handles
- Ski/kneeboard locker
- Ski tow ring
- Stainless steel bow eye & stern eyes
- Stainless steel boarding ladder
- Unitized fiberglass deck/floor
- VEC® technology
- Walk-thru curved windshield

Additional features and engine choices are shown on page 23.


Also available with optional Limited Edition Package, which includes: walk-thru curved glass windshield with open side wings, deluxe bucket seats, Clarion® AM/FM/CD stereo, lockable glove box, side panel storage trays with recessed speakers, rear passenger armrests, snap-in carpet and LE exterior graphics package.

Specifications:

Length	17' 1" (5.21 m)
Beam	88" (2.24 m)
Depth	44" (1.12 m)
Approx. Weight	2025 lbs (919 kg) w/3.0 GL Volvo Penta®
Cockpit Depth	28 1/2" (.72 m)
Transom Width	86" (2.18 m)
Transom Deadrise	21°
Draft (drive down)	31" (.79 m)
Fuel Capacity	23 gal (87 L)
Maximum Capacity	1000 lbs (454 kg)



MX 185



With its head-turning good looks and a boatload of upscale amenities, the 2005 MX 185 has just about everything going for it except a big price tag. This 18-foot runabout is built with state-of-the-art VEC[®] technology and comes with a unitized fiberglass deck/floor for a seamless look and a quieter ride. The striking sport interior has richly sculpted upholstery throughout the bow and cockpit seating areas, plus a full sunlounge and SuspensionAire™ bucket seats with flip-up bolsters. Add the long list of options to the MX 185's impressive list of standard features and you'll realize you're not going to find this much value anywhere else.

Standard Features:

- AM/FM stereo cassette w/2 speakers
- Bilge pump & blower
- Bow seats w/storage
- Courtesy lights
- Integrated swim platform
- Glove box
- Hinged ski locker
- Passenger grab handles
- Ski tow ring
- Snap-in carpet
- Stainless steel bow eye & stem eyes
- SuspensionAire™ adjustable bucket seats w/flip-up bolsters/air bench seat/sunlounge
- Telescopic 3-step boarding ladder
- Unitized fiberglass deck/floor
- VEC[®] technology
- Walk-thru curved glass windshield with open side wings


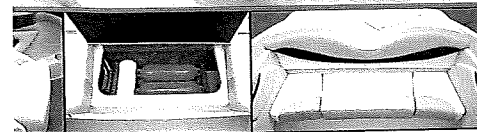
Available options and additional features are shown on page 23.

Specifications:

Length	18' (5.49 m)
Beam	91" (2.31 m)
Depth	43" (1.09 m)
Approx. Weight	2610 lbs (1184 kg) w/4.3 GL Volvo Penta [®]
Cockpit Depth	29 1/2" (.75 m)
Transom Width	86" (2.18 m)
Transom Deadrise	21°
Draft (drive down)	31" (.79 m)
Fuel Capacity	29 gal (110 L)
Maximum Capacity	1200 lbs (544 kg)



Lots of "fish" and plenty of "ski" in a rock-solid, dual value-oriented family boat, starting with VEC[®] technology transferable lifetime limited warranty on structural components. We didn't strip this one down to get to a price point. We lo challenged anyone else in the industry to match us dollar feature for feature. This new model isn't just more boat for its money. It's the most boat for the money in its class and well worth no matter what on-water activities your family loves.



MX 185 Ski & Fish

Specifications:

• SuspensionAire™ adjustable bucket seats w/flip-up bolsters/aft bench seats/sunlounge	Length	18' (5.49 m)
• Telescopic 3-step boarding ladder	Beam	91" (2.31 m)
• Unitized fiberglass deck/floor	Depth	43" (1.09 m)
• VEC® technology	Approx. Weight	2610 lbs (1184 kg)
• Walk-thru curved glass windshield with open side wings		w/4.3 GL Volvo Penta*
	Cockpit Depth	29 1/2" (.75 m)
	Transom Width	86" (2.18 m)
	Transom Deadrise	21°
	Draft (drive down)	31" (.79 m)
	Fuel Capacity	29 gal (110 L)
	Maximum Capacity	1200 lbs (544 kg)

Lots of "fish" and plenty of "ski" in a rock-solid, dual-purpose, value-oriented family boat, starting with VEC® technology (with a transferable lifetime limited warranty on structural components). We didn't strip this one down to get to a price point. We loaded it up and challenged anyone else in the industry to match us dollar for dollar and feature for feature. This new model isn't just more boat for the money. It's the most boat for the money in its class and well worth considering, no matter what on-water activities your family loves.

Standard Features:

- Aerated livewell
- AM/FM stereo cassette w/2 speakers
- Bilge pump & blower
- Bow instrument panel with voltmeter, 12/24V trolling motor receptacle, livewell/trip/battery selector switches
- Bow seats w/storage
- Built-in tackle box trays
- Courtesy lights
- Convertible stern sundeck/fishing platform
- Glove box
- Hinged ski locker
- Integrated swim platform
- Passenger grab handles
- Reversible bow seats/fishing deck
- Rod holders
- Snap-in carpet
- SuspensionAire™ adjustable bucket seats w/flip-up bolsters/2 removable fishing seats/aft bench seating
- Trolling motor mount
- Telescopic 3-step boarding ladder
- Unitized fiberglass deck/floor
- VEC® technology
- Walk-thru curved glass windshield with open side wings

Specifications:

Length	18' (5.49 m)
Beam	91" (2.31 m)
Depth	43" (1.09 m)
Approx. Weight	2600 lbs (1179 kg)
	w/4.3L MerCruiser†
Cockpit Depth	29 1/2" (.75 m)
Transom Width	86" (2.18 m)
Transom Deadrise	21°
Draft (drive down)	31" (.79 m)
Fuel Capacity	29 gal (110 L)
Maximum Capacity	1200 lbs (553 kg)


Available options and additional features are shown on page 23.



Powered by
Johnson



MX 180 Ski & Fish



VEC® technology, lifetime limited warranty on structural components, ski & fish flexibility and outboard performance. The new MX 180 Ski & Fish is a great day on the water just waiting to happen—and a great bargain too. First we designed and built in plenty of fishing features. Next we gave it outboard versatility. Then we complemented all those fishing features with plenty of nice little skiing and cruising touches. And we did it all at a best-of-class price point that makes this one all-but-irresistible for today's active families. The 2005 MX 180 Ski & Fish is a smart choice—and a smart buy—just waiting to go skiing and fishing with you.

Standard Features:

- AM/FM stereo cassette w/2 speakers
- Aerated livewell
- Bilge pump & blower
- Bow instrument panel with voltmeter, 12/24V trolling motor receptacle, livewell/trip/battery selector switches
- Built-in tackle box trays
- Courtesy lights
- Dial cable steering
- Glove box
- Hinged ski locker
- Integrated swim platform
- Passenger grab handles
- Reversible bow seats/fishing deck
- Rod holders
- Snap-in carpet
- Stainless steel bow eye & stem eyes

- SuspensionAire™ adjustable bucket seats w/flip-up bolsters/2 removable fishing seats/aft bench seating
- Telescopic 3-step boarding ladder
- Trolling motor mount
- Unfinished fiberglass deck/floor
- VEC® technology
- Walk-thru curved glass windshield with open side wings

Specifications:

Length	18' (5.49 m)
Beam	31" (2.31 m)
Depth	43" (1.09 m)
Approx. Weight	1720 lbs (780 kg)
	w/o engine
Cockpit Depth	29 1/2" (7.75 m)
Transom Width	86" (2.18 m)
Transom Deadrise	21°
Draft (drive down)	29" (.74 m)
Fuel Capacity	29 gal (110 L)
Maximum Capacity	1225 lbs (556 kg)

Shown with optional black hull and deck stripes.
Available options and additional features are shown on page 23.

MX SERIES

Features & Options


	MX 175	MX 185	MX 185 SF	MX 180 SF
CONSTRUCTION				
Integrated swim platform	S	S	S	S
SSV® hull design	S	S	S	S
Unfinished fiberglass deck & floor	S	S	S	S
VEC® technology	S	S	S	S
ELECTRONICS				
Chrome bezel Faria® gauges	S	S	S	S
Clarion® AM/FM/cassette stereo	S	S	S	S
Clarion® AM/FM/CD stereo	O	O	O	O
Convenience Package: hour meter, depth sounder, automatic bilge pump	O	O	O	O
INTERIOR				
Bow storage	S	S	S	S
Fiberglass floor	S	S	S	S
Glove box	S	S	S	S
Passenger grab handles	S	S	S	S
Ski/kneeboard locker	S	S	S	S
Snap-in carpet	S	S	S	S
Tilt steering wheel	O	O	O	O
EXTERIOR				
Black hull & deck stripes		O	O	O
Full side glass windshield		O	O	O
Ski tow pylon				O
Ski tow ring	S	S	S	S
Stainless steel bow and stern eyes	S	S	S	S
Stainless steel boarding ladder	S	S	S	S
Telescopic 3-step boarding ladder		S	S	S
Through-bolted 6" stainless steel cleats	S	S	S	S

Ski & Fish

ADDITIONAL FEATURES

	MX 185 SF	MX 180 SF
Aerated livewell	S	S
Bow instrument panel	S	S
Fish finder	O	O
Fishing rod holder	S	S
Integrated tackle box trays	S	S
Trolling motor	O	O
Trolling motor mount	S	S

S=Standard, O=Optional



VEC

- SuspensionAire™ adjustable bucket seats w/flip-up bolsters/bench seating
- Telescopic 3-step boarding ladder
- Trolling motor mount
- Unlimited fiberglass deck/floor
- VEC® technology
- Walk-thru curved glass windshield with open side wings

Specifications:

Length	18' (5.49 m)
Beam	91" (2.31 m)
Depth	43" (1.09 m)
Approx. Weight	1720 lbs (780 kg) w/o engine
Cockpit Depth	29 1/2" (.75 m)
Transom Width	86" (2.18 m)
Transom Deadrise	21°
Draft (drive down)	29" (.74 m)
Fuel Capacity	29 gal (110 L)
Maximum Capacity	1225 lbs (556 kg)

MX SERIES

Features & Options

	MX 175	MX 185	MX 185-SF	MX 180-SF
CONSTRUCTION				
Integrated swim platform	S	S	S	S
SSV® hull design	S	S	S	S
Unlimited fiberglass deck & floor	S	S	S	S
VEC® technology	S	S	S	S
ELECTRONICS				
Chrome bezel Faria® gauges		S	S	S
Clarion® AM/FM/cassette stereo		S	S	S
Clarion® AM/FM/CD stereo		O	O	O
Convenience Package: hour meter, depth sounder, automatic bilge pump		O	O	O
INTERIOR				
Bow storage	S	S	S	S
Fiberglass floor	S	S	S	S
Glove box	S	S	S	S
Passenger grab handles	S	S	S	S
Ski/kneeboard locker	S	S	S	S
Snap-in carpet	S	S	S	S
Tilt steering wheel		O	O	O
EXTERIOR				
Black hull & deck stripes		O	O	O
Full side glass windshield		O	O	O
Ski tow pylon				O
Ski tow ring	S	S	S	S
Stainless steel bow and stern eyes	S	S	S	S
Stainless steel boarding ladder	S	S	S	S
Telescopic 3-step boarding ladder	S	S	S	S
Through-bolted 6" stainless steel cleats	S	S	S	S

Ski & Fish

ADDITIONAL FEATURES

	MX 185-SF	MX 180-SF
Aerated Inwell	S	S
Bow instrument panel	S	S
Fish finder	O	O
Fishing rod holder	S	S
Integrated tackle box trays	S	S
Trolling motor	O	O
Trolling motor mount	S	S

S=Standard, O=Optional


Power Choices

	MX 175	MX 185	MX 185-SF
STERNDRIVE			
3.0L MerCruiser (WPS) (135 hp)		•	•
4.3L MerCruiser (190 hp)		•	•
4.3L MPI MerCruiser (220 hp)		•	•
3.0 GL Volvo Penta (WPS) (135 hp)	•	•	•
4.3 GL Volvo Penta (190 hp)	•	•	•
4.3 GXI Volvo Penta (225 hp)	•	•	•

OUTBOARD

Johnson 115 hp PLSO	•
Johnson 115 hp PL450	•
Johnson 150 hp PLSO	•
Evinrude 115 hp FPLSO	•
Evinrude 135 hp FPLSO	•
Evinrude 150 hp FPLSO	•
Yamaha 115 hp TLRD	•
Yamaha F 115 hp TLRD	•
Yamaha 150 hp TLRD	•
Yamaha F 150 hp TLRD	•
Mercury 115 hp ELPTO	•
Mercury 125 hp ELPTO	•
Mercury 135 hp L Optimax	•
Mercury 150 hp L EFI	•
Mercury 150 hp L XR6	•
Mercury 150 hp L Optimax	•

Popular Options



Tilt Steering Wheel

Fishing Package

Options vary by model. Please refer to Features & Options table for availability.

Seating

	MX 175	MX 185	MX 185-SF	MX 180-SF
SL seating: 2 bucket seats, aft bench seat, sunlounge	S	S		
SF seating: 2 bucket seats/2 removable fishing seats/aft bench			S	S

S=Standard, O=Optional

Canvas Choices

	MX 175	MX 185	MX 185-SF	MX 180-SF
Bimini top w/boat		O	O	O
Bow cover		O	O	O
Canvas Package: bow cover, walk-thru curtain, side curtains, stern curtain		O	O	O
Cockpit cover		O	O	O
Mooring cover		O	O	O
Soft top w/boat		O	O	O


O=Optional
All MX models feature beige Sunbrella® canvas (except mooring cover).



Bimini Top

Soft Top

Canvas Package




Bow Cover Cockpit Cover Mooring Cover

GX SERIES

Taking family boating to the next level.

For luxury, for detail, for quality of design and meticulous craftsmanship, the 2005 GX Series from Glastron® takes the American family boat to a whole new level. Everything about these boats is there to foster and enhance the pleasures that experienced boaters want from a day on the water.


Like all the right touches, right where they belong. The rich colors that accent the hull and deck. The dramatically-sculpted upholstery. The woodgrain accents. Or the latest in Clarion® audio systems. Everywhere you look, there's something that sets our GX models apart from the competition. It's all here.



Here, too, is the advanced technology. The unitized fiberglass deck/floor system featured throughout the GX Series not only looks better. It enhances rigidity for a stronger, more stable ride and even better


performance across the entire spectrum of family boating activities.

The 2005 GX Series from Glastron. A whole new level of America's family boat has arrived.



The first thing you'll notice about our GX models are the striking color schemes (which aren't confined to a splash of color on the hull as is often the case with fiberglass boats these days.) Each GX model gets generous color on both the hull and deck for a more complete, more aesthetically-pleasing appearance. Select from any one of four vibrant finishes: Cranberry Red (shown here), Laguna Blue, Jet Black or Radiant Yellow.

Glastron's
evident in the
logical two-tie
gauges in the
secondary ins
are trimmed v
reach lighted



The first thing you'll notice about our GX models are the striking color schemes (which aren't confined to a single color on the hull as is often the case with fiberglass boats these days.) Each GX model gets generous color on both the hull and deck for a more complete, more aesthetically-pleasing appearance. Select from any of four vibrant finishes: Cranberry Red (shown here), Laguna Blue, Jet Black or Radiant Yellow.

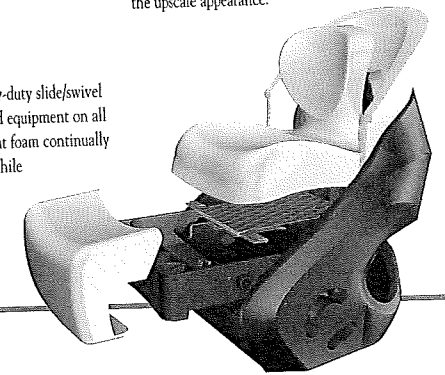


Glastron's functional design philosophy is clearly evident in the layout of the GX instrument panel. The logical two-tiered arrangement puts the most-viewed gauges in the captain's direct line of sight, with secondary instruments located just below. All gauges are trimmed with gold bezels and domed glass. Easy-to-reach lighted rocker switches complete the look.

The Clarion deluxe sound system features 4 speakers, CD player plus Sirius® satellite radio. You get 100+ streams of programming—everything from ESPN to CNN to Disney—including dozens of commercial-free music channels. We even include a twelve-month interruptible subscription—enough to cover two boating seasons.

When it comes to interiors, no one can match the look and feel of Glastron's beautifully-sculpted cockpits. Molded foam padding allows us to create contours that are as pleasing to the eye as they are comfortable. Rich vinyl upholstery is designed with attractive combinations of colors and textures. Stainless steel hardware and polished woodgrain accents finish off the upscale appearance.

SuspensionAire™ bucket seats (mounted on heavy-duty slide/swivel pedestals) for both captain and passenger are standard equipment on all GX models. The coil-spring grid system under the seat foam continually adjusts for optimum comfort and shock absorption, while flip-up bolsters give you the option of operating from an elevated or standing position.



Powered by
EVINRUDE



GX 180



The 2005 GX 180 may be the best overall combination of looks, features and performance of any outboard runabout on the market this year. The more you know about what to look for in a boat, the more you're likely to scan its list of standard features, look at the photos and head to your Glastron® dealer. We build it with VEC® technology and a unique, one-piece fiberglass deck/floor to give it a seamless appearance and added rigidity for a more solid ride. Look closely and you'll see we also designed in the little touches you'd expect in this luxurious outboard bowrider. Looks. Performance. Features. The GX 180 from Glastron for 2005.

Standard Features:

- Automatic bilge pump
- Clarion® CD/AM/FM/Sirius satellite stereo with 4 speakers
- Cockpit courtesy lights
- Depth sounder
- Dual cable steering
- Glove box
- Hour meter
- Integrated swim platform
- Padded sunlounge
- Rear bench seat
- Ski locker
- Snap-in carpet
- Stainless steel grab handles


Available options and additional features are shown on pages 36-37.

- SuspensionAire™ wraparound bucket seats with flip-up bolsters
- Telescopic 3-step boarding ladder
- Tilt steering wheel
- Unitized fiberglass deck/floor
- VEC® technology

Specifications:

Length	18' (5.49 m)
Beam	91" (2.31 m)
Depth	43" (1.09 m)
Approx. Weight	1710 lbs (776 kg)
w/o engine	
Cockpit Depth	29 1/2" (.75 m)
Transom Width	86" (2.18 m)
Transom Deadrise	21°
Draft (drive down)	29" (.74 m)
Fuel Capacity	29 gal (110 L)
Maximum Capacity	1225 lbs (556 kg)

If you're someone who knows a what our designers have incorporated it—the whole package. There are le available options to set your GX 18 water. This flawless bowrider is ma comes with a lifetime limited warr our unitized deck/floor. The GX 18 a sporty and attractive upscale fam



Powered by
EVINRUDE



Features:

- Hour meter
- Integrated swim platform
- Padded sunlounge
- Rear bench seat
- Ski locker
- Snap-in carpet
- Stainless steel grab handles


Features are shown on pages 36-37.

Specifications:

Length	18' (5.49 m)
Beam	91" (2.31 m)
Depth	43" (1.09 m)
Approx. Weight	1710 lbs (776 kg)
	w/o engine
Cockpit Depth	29 1/2" (.75 m)
Transom Width	86" (2.18 m)
Transom Deadrise	21°
Draft (drive down)	29" (.74 m)
Fuel Capacity	29 gal (110 L)
Maximum Capacity	1225 lbs (556 kg)



Powered by
VOLVO PENTA



GX 185

If you're someone who knows about runabouts, you're going to like what our designers have incorporated into our popular GX 185. This is it—the whole package. There are lots of standard amenities, and lots of available options to set your GX 185 apart from any other boat on the water. This flawless bowrider is made with VEC® technology (which comes with a lifetime limited warranty on structural components) and our unitized deck/floor. The GX 185. It's everything you're looking for in a sporty and attractive upscale family bowrider.

Standard Features:

- Automatic bilge pump
- Clarion® CD/AM/FM/Sirius satellite stereo with 4 speakers
- Cockpit courtesy lights
- Depth sounder
- Glove box
- Hour meter
- Integrated swim platform
- Padded sunlounge
- Rear bench seat
- Ski tow ring
- Ski locker
- Snap-in carpet
- Stainless steel grab handles
- SuspensionAire™ wraparound bucket seats with flip-up bolsters
- Telescopic 3-step boarding ladder
- Tilt steering wheel
- Unitized fiberglass deck/floor
- VEC® technology

Available options and additional features are shown on pages 36-37.

Specifications:

Length	18' (5.49 m)
Beam	91" (2.31 m)
Depth	43" (1.09 m)
Approx. Weight	2750 lbs (1247 kg)
	w/4.3 GL Volvo Penta
Cockpit Depth	29 1/2" (.75 m)
Transom Width	86" (2.18 m)
Transom Deadrise	21°
Draft (drive down)	29" (.74 m)
Fuel Capacity	29 gal (110 L)
Maximum Capacity	1200 lbs (544 kg)



GX 205



Clearly, there's a lot to like in our 2005 GX 205, starting with the stunningly-beautiful helm. The deep cockpit and bow seating areas are both comfortable and accommodating. And we've challenged our designers not just to incorporate all the amenities, but to put them at your fingertips without compromising aesthetics or performance. We told them to integrate it all into one luxurious, cohesive, smooth-riding, precise-handling twenty-foot package. Once again, they've come through for us—and for you. The GX 205 is a runabout's runabout; one that any experienced boating enthusiast will appreciate for years to come.


Standard Features:

- Automatic bilge pump
- Clarion® CD/AM/FM/Sirius satellite stereo with 4 speakers
- Cockpit courtesy lights
- Depth sounder
- Glove box
- Hour meter
- Integrated swim platform
- Padded sunlounge
- Rear bench seat
- Ski tow ring
- Ski locker
- Snap-in carpet
- Stainless steel grab handles
- Suspension/Aire™ wraparound bucket seats with flip-up bolsters
- Telescopic 3-step boarding ladder
- Tilt steering wheel
- Untinted fiberglass deck/floor
- VEC® technology


Available options and additional features are shown on page 36-37.

Specifications:

Length	19' 11" (6.07 m)
Beam	36" (2.44 m)
Depth	45" (1.16 m)
Approx. Weight	3245 lbs. (1471 kg)
	w/52 GL Volvo Penta
Cockpit Depth	32" (1.81 m)
Transom Width	92" (2.34 m)
Transom Deadrise	21°
Draft (drive down)	51" (1.28 m)
Fuel Capacity	85 gal (321 L)
Maximum Capacity	1475 lbs. (670 kg)



Here's everything you like about our GX 205 in a special package for families who love to wakeboard. The hull and deck of the GX 205 Wakeboard Edition are structurally engineered to meet wakeboarding's unique demands. The custom Roswell® Wake-Air tower is constructed of high-quality polished aluminum and TIG welded. It comes with billet-style board racks plus Clarion hanging stereo speakers. It even collapses to fit under your boat lift canopy. Chances are you'll also want the optional extended swim platform shown here and the Corsa® Captain's Call™ electronically operated exhaust system with Quick & Quiet Plus™ silencers.




Standard Features:

- Automatic bilge pump
- Clarion® CD/AM/FM/Sirius satellite stereo with 4 speakers
- Cockpit courtesy lights
- Custom wakeboard tower
- Depth sounder
- Glove box
- Hour meter
- Integrated swim platform
- Padded sunlounge
- Rear bench seat
- Ski tow ring
- Ski locker
- Snap-in carpet
- Stainless steel grab handles

- SuspensionAire™ wraparound bucket seats with flip-up bolsters
- Telescopic 3-step boarding ladder
- Tilt steering wheel
- Unfinished fiberglass deck/floor
- VEC® technology

Specifications:

Length	19' 11" (6.07 m)
Beam	96" (2.44 m)
Depth	45 1/2" (1.16 m)
Approx. Weight	3045 lbs (1381 kg) w/5.0 GL Volvo Penta
Cockpit Depth	32" (.81 m)
Transom Width	92" (2.34 m)
Transom Deadrise	21°
Draft (drive down)	31 1/2" (.80 m)
Fuel Capacity	35 gal (132 L)
Maximum Capacity	1475 lbs (669 kg)



**GX 205
Wakeboard
Edition**

Here's everything you like about our GX 205 in a special package for families who love to wakeboard. The hull and deck of the GX 205 Wakeboard Edition are structurally engineered to meet wakeboarding's unique demands. The custom Roswell® Wake-Air tower is constructed of high-quality polished aluminum and TIG welded. It comes with billet-style board racks plus Clarion hanging stereo speakers. It even collapses to fit under your boat lift canopy. Chances are you'll also want the optional extended swim platform shown here and the Corsa® Captain's Call™ electronically operated exhaust system with Quick & Quiet Plus™ silencers.

Standard Features:

- Automatic bilge pump
- Clarion® CD/AM/FM/Sirius satellite stereo with 4 speakers
- Cockpit courtesy lights
- Custom wakeboard tower
- Depth sounder
- Glove box
- Hour meter
- Integrated swim platform
- Padded sunlounge
- Rear bench seat
- Ski tow ring
- Ski locker
- Snap-in carpet

- Stainless steel grab handles
- SuspensionAire™ wraparound bucket seats with flip-up bolsters
- Telescopic 3-step boarding ladder
- Tilt steering wheel
- Unfinished fiberglass deck/floor
- VEC® technology

Specifications:

Length	19' 11" (6.07 m)
Beam	96" (2.44 m)
Depth	45 1/2" (1.16 m)
Approx. Weight	3250 lbs (1475 kg) w/5.0 GL Volvo
Cockpit Depth	32" (.81 m)
Transom Width	92" (2.34 m)
Transom Deadrise	21°
Draft (drive down)	31 1/2" (.80 m)
Fuel Capacity	35 gal (132 L)
Maximum Capacity	1475 lbs (669 kg)



Powered by
**VOLVO
PENTA**

GX 235



We designed the 2005 GX 235 to be big, comfortable and sleek—with everything you like, want and need in a wide-beam runabout. We've designed in plenty of innovative features, too. The clever flip-up rear boarding gate, for example. Look how it gives you easy cockpit access from the transom, yet still gives you full wraparound seating—and a full-sized padded sunlounge. And luxury! We didn't cut any corners on this one. In true Glastron® tradition, we've loaded the GX 235 with lots of upscale amenities—all without compromising performance. Take the helm. Open the throttle. This 23-footer is Glastron through and through.


Standard Features:

- Automatic bilge pump
- Clarion® CD/AM/FM/Sirius satellite stereo with 4 speakers
- Cockpit courtesy lights
- Cockpit table
- Depth sounder
- Glove box
- Hour meter
- Integrated extended swim platform
- Padded sunlounge
- Ski tow ring
- Ski locker
- Stup-in carpet
- Stainless steel grab handles
- Suspension Aire™ wraparound bucket seats with flip-up bolsters
- Telescopic 3-step boarding ladder
- Telescopic stem light
- Tilt steering wheel
- Transom walk-thru
- Unifiberglass deck/floor
- U-shaped rear seating with filler cushions

Available options and additional features are shown on pages 36-37.

Specifications:



Length	23' (7.01 m)
Beam	102" (2.59 m)
Depth	33" (1.55 m)
Approx. Weight	3800 lbs. (1724 kg) w/5.7L Mercruiser
Cockpit Depth	37" (0.94 m)
Transom Width	98" (2.49 m)
Transom Deadrise	21°
Draft (drive down)	33" (0.84 m)
Fuel Capacity	47 gal. (178 L)
Maximum Capacity	1650 lbs. (748 kg)



Space, elegance and Glastron's famous performance come together in our largest bowrider ever. The 2005 GX 235 boasts impeccable design, attractive color schemes and rich upholstery, a clever rear boarding gate design, a cockpit head compartment and a Clarion® audio system with CD player and Sirius® satellite radio. As for performance, just take the wheel. You'll see. If the Glastron® GX 235 were an automobile, it would be part luxury SUV and part sports car. More than just roomy, this one just plain gets up and goes with the best in its class. The GX 235. It's the top of the line in Glastron's incredible GX Series.

- ### Standard Features:
- Automatic bilge pump
 - Clarion® CD/AM/FM/Sirius satellite stereo with 4 speakers
 - Cockpit courtesy lights
 - Cockpit table
 - Depth sounder
 - Enclosed head compartment with porta-pottie

Available options and additional features are shown on pages 36-37.



GX 255

- Hour meter
 • Integrated extended swim platform
 • Padded sunlounge
 • Ski tow ring
 • Ski locker
 • Snap-in carpet
 • Stainless steel grab handles

Shown on pages 36-37.

- SuspensionAire™ wraparound bucket seats with flip-up bolsters
- Telescopic 3-step boarding ladder
- Telescopic stern light
- Tilt steering wheel
- Transom walk-thru
- Unitized fiberglass deck/floor
- U-shaped rear seating with filler cushions

Specifications:

Length	23' (7.01 m)
Beam	102" (2.59 m)
Depth	53" (1.35 m)
Approx. Weight	3800 lbs (1724 kg) w/5.7L MerCruiser*
Cockpit Depth	37" (94 m)
Transom Width	98" (2.49 m)
Transom Deadrise	21°
Draft (drive down)	33" (.84 m)
Fuel Capacity	47 gal (178 L)
Maximum Capacity	1650 lbs (748 kg)

Space, elegance and Glastron's famous performance come together in our largest bowrider ever. The 2005 GX 255 boasts impeccable design, attractive color schemes and rich upholstery, a clever rear boarding gate design, a cockpit head compartment and a Clarion® audio system with CD player and Sirius® satellite radio. As for performance, just take the wheel. You'll see. If the Glastron® GX 255 were an automobile, it would be part luxury SUV and part sports car. More than just roomy, this one just plain gets up and goes with the best in its class. The GX 255. It's the top of the line in Glastron's incredible GX Series.

Standard Features:

- Automatic bilge pump
- Clarion® CD/AM/FM/Sirius satellite stereo with 4 speakers
- Cockpit courtesy lights
- Cockpit table
- Depth sounder
- Enclosed head compartment with porta-pottie
- Hour meter
- Integrated extended swim platform
- Padded sunlounge
- Ski tow ring
- Ski locker
- Snap-in carpet
- Stainless steel grab handles
- SuspensionAire™ wraparound bucket seats with flip-up bolsters
- Telescopic concealed 3-step boarding ladders, fore and aft
- Telescopic stern light
- Tilt steering wheel
- Transom walk-thru
- Unitized fiberglass deck/floor
- U-shaped rear seating with filler cushions

Available options and additional features are shown on pages 36-37.

Specifications:

Length	23' (7.02 m)
Beam	102" (2.59 m)
Depth	57 1/2" (1.46 m)
Approx. Weight	4600 lbs (2087 kg) w/5.7L MerCruiser*
Cockpit Depth	37" (94 m)
Transom Width	98" (2.49 m)
Transom Deadrise	21°
Draft (drive down)	34" (.86 m)
Fuel Capacity	56 gal (212 L)
Maximum Capacity	1800 lbs (816 kg)

GX SKI & FISH SERIES

GX 180 Ski & Fish | GX 185 Ski & Fish | GX 205 Ski & Fish



The Clark Kent of family boating.

For the family that can't decide what to do with its day on the water, here's a series of boats that do just about everything well: the Glastron® GX Ski & Fish Series—the marine industry's number one selling line of dual-purpose fiberglass boats.


Here are all the upscale amenities you'd expect in a GX Series boat; the sculpted upholstery, the rich vinyl colors and textures, woodgrain tilt steering wheel and dash accents. Here, too, are the gold trimmed gauges, Clarion® AM/FM/CD/Sirius® satellite radio and deluxe bucket seats—all of it standard equipment.

Standard equipment for fishing includes front and rear casting decks, swivel fishing seats, aerated livewell, built-in tackle box trays, rod holders—and more. These GX Ski & Fish boats switch from ski to fish mode (and back) in minutes.

All on a state-of-the-art VEC® hull; all with a unitized deck that not only looks good but also adds rigidity for an incredibly smooth, quiet and responsive ride.

Here is the perfect boat for the family that likes to do everything. Here is a boat that does everything well. Here is the GX Ski & Fish Series from Glastron.

Power
Johnson



Our 2005 GX 180 Ski & Fish is for the performance of outboard power purpose boat. As with all our GX Ski & Fish boats, it features state-of-the-art VEC® technology with state-of-the-art VEC® technology lifetime limited warranty on structural plenty of nice little touches and at-you will satisfy even the most serious angler family's love for tubing, boarding or sk planned for your day on the water, thi

GX 180 Ski & Fish | GX 185 Ski & Fish | GX 205 Ski & Fish

The Clark Kent of family boating.

For the family that can't decide what to do with its day on the water, here's a series of boats that do just about everything well: the Glastron® GX Ski & Fish Series—the marine industry's number one selling line of dual-purpose fiberglass boats.

Here are all the upscale amenities you'd expect in a GX Series boat; the sculpted upholstery, the rich vinyl colors and textures, woodgrain tilt steering wheel and dash accents. Here, too, are the gold trimmed gauges, Clarion® AM/FM/CD/Sirius® satellite radio and deluxe bucket seats—all of it standard equipment.

Standard equipment for fishing includes front and rear casting decks, swivel fishing seats, aerated livewell, built-in tackle box trays, rod holders—and more. These GX Ski & Fish boats switch from ski to fish mode (and back) in minutes.

All on a state-of-the-art VEC® hull; all with a unitized deck that not only looks good but also adds rigidity for an incredibly smooth, quiet and responsive ride.

Here is the perfect boat for the family that likes to do everything. Here is a boat that does everything well. Here is the GX Ski & Fish Series from Glastron.

Powered by
Johnson



GX 180 Ski & Fish

Our 2005 GX 180 Ski & Fish is for family boaters who are looking for the performance of outboard power in a beautiful, versatile, dual-purpose boat. As with all our GX Ski & Fish models, we build this one with state-of-the-art VEC® technology and back it with a transferable lifetime limited warranty on structural components. We've designed in plenty of nice little touches and at-your-fingertips fishing features that will satisfy even the most serious anglers—without compromising your family's love for tubing, boarding or skiing. No matter what you have planned for your day on the water, this boat is ready for family fun.


Standard Features:

- Aerated livewell
- Bow instrument panel with voltmeter, 12/24V trolling motor receptacle, livewell/trim/battery selector switches
- Built-in tackle box trays
- Clarion® CD/AM/FM/Sirius satellite stereo with 2 speakers
- Cockpit courtesy lights
- Dual cable steering
- Fishing rod holders
- Front & rear convertible casting decks
- Glove box
- Integrated swim platform
- Rear bench seat
- Removable padded sunlounge
- Ski locker
- Snap-in carpet
- Stainless steel grab handles
- SuspensionAire™ wraparound bucket seats with flip-up bolsters
- Swivel fishing seats for casting platforms (2)
- Telescopic 3-step boarding ladder
- Tilt steering wheel
- Trolling motor mount
- Unitized fiberglass deck/floor
- VEC® technology

Specifications:

Length	18' (5.49 m)
Beam	91" (2.31 m)
Depth	43" (1.09 m)
Approx. Weight	1720 lbs (780 kg)
	w/o engine
Cockpit Depth	29 1/2" (7.5 m)
Transom Width	86" (2.18 m)
Transom Deadrise	21°
Draft (drive down)	29" (74 m)
Fuel Capacity	29 gal (110 L)
Maximum Capacity	1225 lbs (556 kg)

Available options and additional features are shown on pages 26-37.



GX 185
Ski & Fish



Everything you could ever want in an eighteen-foot Ski & Fish is waiting for you in our 2005 GX 185 Ski & Fish. We poured all we know about ski & fish design into this highly functional, double-duty model. Built with state-of-the-art VEC® technology, this boat also features a one-piece deck/floor which provides a seamless appearance and significantly increases structural rigidity. And as part of our GX Series, the GX 185 Ski & Fish boasts luxury and upscale amenities from bow to stern.

Standard Features:

- Aerated livewell
- Bow instrument panel with voltmeter, 12/24V trolling motor receptacle, livewell/trin/battery selector switches
- Built-in tackle box trays
- Clarion® CD/AM/FM/Sirius satellite stereo with 4 speakers
- Cockpit courtesy lights
- Fishing rod holders
- Front & rear convertible casting decks
- Glove box
- Integrated swim platform
- Rear bench seat
- Removable padded sunlounge
- Ski tow ring
- Ski locker
- Snap-in carpet
- Stainless steel grab handles
- SuspensionAire™ wraparound bucket seats with flip-up bolsters
- Swivel fishing seats for casting platforms (2)
- Telescopic 3-step boarding ladder
- Tilt steering wheel
- Trolling motor mount
- Unitized fiberglass deck/floor
- VEC® technology

Specifications:




Length	18' (5.49 m)
Beam	91" (2.31 m)
Depth	43" (1.09 m)
Approx. Weight	2760 lbs (1252 kg) w/4.3 GL Volvo Penta®
Cockpit Depth	29 1/2" (.75 m)
Transom Width	86" (2.18 m)
Transom Deadrise	21°
Draft (drive down)	31" (.79 m)
Fuel Capacity	29 gal (110 L)
Maximum Capacity	1200 lbs (544 kg)

Available options and additional features are shown on pages 36-37.

Some ski & fish boats seem to compromise too much. They seem to favor skiing over fishing or vice versa. In designing the 2005 GX 205 Ski & Fish, we took on the challenges involved in creating an uncompromising ski & fish boat. This is it—a boat that doesn't have to compromise. Everything is where it needs to be when you need it and out of the way when you don't—including all the upscale styling and functionality you've come to expect from the Glastron GX Series. Check out the standard features and options. The uncompromising GX 205 Ski & Fish is our biggest and best Ski & Fish yet.

Standard Features:

- Aerated livewell
- Bow instrument panel with voltmeter, 12/24V trolling motor receptacle, livewell/trin/battery selector switches
- Built-in tackle box trays
- Clarion® CD/AM/FM/Sirius satellite stereo with 4 speakers
- Cockpit courtesy lights
- Fishing rod holders



GX 205 Ski & Fish

Specifications:

- SuspensionAire™ wraparound bucket seats with flip-up bolsters
 - Swivel fishing seats for casting platforms (2)
 - Telescopic 3-step boarding ladder
 - Tilt steering wheel
 - Trolling motor mount
 - Unitted fiberglass deck/floor
 - VEC® technology
- | | |
|--------------------|-----------------------|
| Length | 18' (5.49 m) |
| Beam | 91" (2.31 m) |
| Depth | 43" (1.09 m) |
| Approx. Weight | 2760 lbs (1252 kg) |
| | w/4.3 GL Volvo Penta® |
| Cockpit Depth | 29 1/2" (.75 m) |
| Transom Width | 86" (2.18 m) |
| Transom Deadrise | 21° |
| Draft (drive down) | 31" (.79 m) |
| Fuel Capacity | 29 gal (110 L) |
| Maximum Capacity | 1200 lbs (544 kg) |

Some ski & fish boats seem to compromise too much. They seem to favor skiing over fishing or vice versa. In designing the 2005 GX 205 Ski & Fish, we took on the challenges involved in creating an uncompromising ski & fish boat. This is it—a boat that doesn't have to compromise. Everything is where it needs to be when you need it and out of the way when you don't—including all the upscale styling and functionality you've come to expect from the Glastron GX Series. Check out the standard features and options. The uncompromising GX 205 Ski & Fish is our biggest and best Ski & Fish yet.

Standard Features:

- Aerated livewell
- Bow instrument panel with voltmeter, 12/24V trolling motor receptacle, livewell/trim/battery selector switches
- Built-in tackle box trays
- Clarion® CD/AM/FM/Sirius satellite stereo with 4 speakers
- Cockpit courtesy lights
- Fishing rod holders
- Front & rear convertible casting decks
- Glove box
- Integrated swim platform
- Rear bench seat
- Removable padded sunlounge
- Ski tow ring
- Ski locker
- Snap-in carpet
- Stainless steel grab handles

Available options and additional features are shown on pages 36-37.

Specifications:

- SuspensionAire™ wraparound bucket seats with flip-up bolsters
 - Swivel fishing seats for casting platforms (2)
 - Telescopic 3-step boarding ladder
 - Tilt steering wheel
 - Trolling motor mount
 - Unitted fiberglass deck/floor
 - VEC® technology
- | | |
|--------------------|--------------------|
| Length | 19' 11" (6.07 m) |
| Beam | 96" (2.44 m) |
| Depth | 45 1/2" (1.16 m) |
| Approx. Weight | 3055 lbs (1385 kg) |
| | w/5.0L MerCruiser® |
| Cockpit Depth | 32" (.81 m) |
| Transom Width | 92" (2.34 m) |
| Transom Deadrise | 21° |
| Draft (drive down) | 31 1/2" (.80 m) |
| Fuel Capacity | 35 gal (132 L) |
| Maximum Capacity | 1475 lbs (669 kg) |

GX SERIES

Features & Options

	CX 180	CX 185	CX 205	CX 205 WE	CX 235	CX 255	CX 180 SF	CX 185 SF	CX 205 SF	
CONSTRUCTION										
Integrated swim platform	S	S	S	S	S	S	S	S	S	
SSV [®] hull design	S	S	S	S	S	S	S	S	S	
Transom walk-thru	S	S	S	S	S	S	S	S	S	
Unifized fiberglass deck & floor	S	S	S	S	S	S	S	S	S	
VEC [®] technology	S	S	S	S	S	S	S	S	S	
ELECTRONICS										
Clarion [®] AM/FM/CD stereo	S	S	S	S	S	S	S	S	S	
Convenience package: hour meter, depth sounder, automatic bilge pump	S	S	S	S	S	S	S	S	S	
Docking lights	S	S	S	S	S	S	S	S	S	
Gold bezel Faria [®] gauges	S	S	S	S	S	S	S	S	S	
Sirius [®] satellite radio	S	S	S	S	S	S	S	S	S	
Stereo remote for dash	O	O	O	O	O	O	O	O	O	
INTERIOR										
Bow filler cushion	S	S	S	S	S	S	S	S	S	
Bow seat back storage	S	S	S	S	S	S	S	S	S	
Bow seat storage	S	S	S	S	S	S	S	S	S	
Cockpit table	S	S	S	S	S	S	S	S	S	
Enclosed head with porta-pottie	S	S	S	S	S	S	S	S	S	
Glove box	S	S	S	S	S	S	S	S	S	
Hinged ski locker	S	S	S	S	S	S	S	S	S	
Snap-in carpet	S	S	S	S	S	S	S	S	S	
Stainless steel grab rails	S	S	S	S	S	S	S	S	S	
Tilt steering wheel	S	S	S	S	S	S	S	S	S	
U-seating filler cushions	S	S	S	S	S	S	S	S	S	
Wet bar	S	S	S	S	S	S	S	S	S	
EXTERIOR										
Corsa [™] Quick & Quiet II [™] with Captain's Call [™] Diverter System	S	S	S	S	S	S	S	S	S	
Custom wakeboard tower	S	S	S	S	S	S	S	S	S	
Extended swim platform	S	S	S	S	S	S	S	S	S	
Full side glass windshield	S	S	S	S	S	S	S	S	S	
Ski tow pylon	S	S	S	S	S	S	S	S	S	
Ski tow ring	S	S	S	S	S	S	S	S	S	
SS Upgrade Package [†]	S	S	S	S	S	S	S	S	S	
Stainless steel bow and stern eyes	S	S	S	S	S	S	S	S	S	
Telescopic 3-step boarding ladder	S	S	S	S	S	S	S	S	S	
Through-bolted 6" stainless steel cleats	S	S	S	S	S	S	S	S	S	

S=Standard, O=Optional
[†] Includes: stainless steel rail, docking light, pull-up cleat, transom-mounted stereo remote and aluminum swim.

Color Choices




Colors shown here are a close representation of our finishes but may vary due to the printing process. Please visit your Gladden dealer to see actual colors.

Ski & Fish

	CX 180 SF	CX 185 SF	CX 205 SF
ADDITIONAL FEATURES			
Aerated livewell	S	S	S
Bow instrument panel	S	S	S
Convertible bow & stern fishing decks	S	S	S
Integrated tackle box trays	S	S	S
Fishing Package: trolling motor, fish finder	O	O	O
Fishing rod storage	S	S	S
Trolling motor mount	S	S	S

S=Standard, O=Optional

Popular Options



Options vary by model. Please refer to Features & Options table for availability.

Power Choices

	CX 185	CX 205	CX 205 WE	CX 21 [†]
STERNDRIVE				
3.0L MerCruiser (VPS) (135 hp)	•	•	•	•
4.3L MerCruiser (190 hp)	•	•	•	•
4.3L MPI MerCruiser (220 hp)	•	•	•	•
4.3L MPI Bravo III MerCruiser (220 hp)	•	•	•	•
5.0L MerCruiser (220 hp)	•	•	•	•
5.0L MPI MerCruiser (260 hp)	•	•	•	•
5.7L MerCruiser (250 hp)	•	•	•	•
5.7L Bravo III MerCruiser (250 hp)	•	•	•	•
350 Magnum MPI Alpha MerCruiser (300 hp)	•	•	•	•
350 Magnum MPI Bravo I MerCruiser (300 hp)	•	•	•	•
350 Magnum MPI Bravo III MerCruiser (300 hp)	•	•	•	•
MX 6.2 MPI Bravo I MerCruiser (320 hp)	•	•	•	•
MX 6.2 MPI Bravo III MerCruiser (320 hp)	•	•	•	•
496 Magnum MPI Bravo I MerCruiser (375 hp)	•	•	•	•
496 Magnum MPI Bravo III MerCruiser (375 hp)	•	•	•	•
3.0 GL Volvo Penta (VPS) (135 hp)	•	•	•	•
4.3 GL Volvo Penta (190 hp)	•	•	•	•
4.3 GXI Volvo Penta (225 hp)	•	•	•	•
4.3 GXI DP Volvo Penta (225 hp)	•	•	•	•
5.0 GL Volvo Penta (220 hp)	•	•	•	•
5.0 GXI Volvo Penta (270 hp)	•	•	•	•
5.7 GL Volvo Penta (280 hp)	•	•	•	•
5.7 GL DP Volvo Penta (280 hp)	•	•	•	•
5.7 GXI Volvo Penta (315 hp)	•	•	•	•
8.1 GL DP Volvo Penta (375 hp)	•	•	•	•

OUTBOARD

Johnson 115 hp PL50	•	•	•	•
Johnson 115 hp PL450	•	•	•	•
Johnson 150 hp PL50	•	•	•	•
Evinrude 115 hp FPL50	•	•	•	•
Evinrude 135 hp FPL50	•	•	•	•
Evinrude 150 hp FPL50	•	•	•	•
Yamaha 115 hp TLRD	•	•	•	•
Yamaha F 115 hp TLRD	•	•	•	•
Yamaha 150 hp TLRD	•	•	•	•
Yamaha F 150 hp TLRD	•	•	•	•
Mercury 115 hp ELPTO	•	•	•	•
Mercury 125 hp ELPTO	•	•	•	•
Mercury 135 hp L Optimax	•	•	•	•
Mercury 150 hp L XR6	•	•	•	•
Mercury 150 hp L EFI	•	•	•	•
Mercury 150 hp L Optimax	•	•	•	•

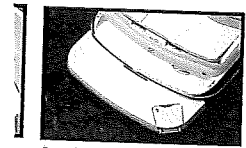
h

	CX 180 SF	CX 185 SF	CX 205 SF
URES	S	S	S
g decks	S	S	S
s, fish finder	O	O	O
	S	S	S
	S	S	S


Options



Wet Bar



Extended Swim Platform



Fishing Package

so Features & Options table for availability.

Power Choices

	CX 185	CX 205	CX 205 WE	CX 235	CX 235	CX 185 SF	CX 205 SF
STERNDRIIVE							
3.0L MerCruiser (WPS) (135 hp)	•	•	•	•	•	•	•
4.3L MerCruiser (190 hp)	•	•	•	•	•	•	•
4.3L MPI MerCruiser (220 hp)	•	•	•	•	•	•	•
4.3L MPI Bravo III MerCruiser (220 hp)	•	•	•	•	•	•	•
5.0L MerCruiser (220 hp)	•	•	•	•	•	•	•
5.0L MPI MerCruiser (260 hp)	•	•	•	•	•	•	•
5.7L MerCruiser (250 hp)	•	•	•	•	•	•	•
5.7L Bravo III MerCruiser (250 hp)	•	•	•	•	•	•	•
350 Magnum MPI Alpha MerCruiser (300 hp)	•	•	•	•	•	•	•
350 Magnum MPI Bravo I MerCruiser (300 hp)	•	•	•	•	•	•	•
350 Magnum MPI Bravo III MerCruiser (300 hp)	•	•	•	•	•	•	•
MX 6.2 MPI Bravo I MerCruiser (320 hp)	•	•	•	•	•	•	•
MX 6.2 MPI Bravo III MerCruiser (320 hp)	•	•	•	•	•	•	•
496 Magnum MPI Bravo I MerCruiser (375 hp)	•	•	•	•	•	•	•
496 Magnum MPI Bravo III MerCruiser (375 hp)	•	•	•	•	•	•	•
3.0 GL Volvo Penta (WPS) (135 hp)	•	•	•	•	•	•	•
4.3 GL Volvo Penta (190 hp)	•	•	•	•	•	•	•
4.3 GXI Volvo Penta (225 hp)	•	•	•	•	•	•	•
4.3 GXI DP Volvo Penta (225 hp)	•	•	•	•	•	•	•
5.0 GL Volvo Penta (220 hp)	•	•	•	•	•	•	•
5.0 GXI Volvo Penta (270 hp)	•	•	•	•	•	•	•
5.7 GI Volvo Penta (280 hp)	•	•	•	•	•	•	•
5.7 GI DP Volvo Penta (280 hp)	•	•	•	•	•	•	•
5.7 GXI Volvo Penta (315 hp)	•	•	•	•	•	•	•
5.7 GXI DP Volvo Penta (315 hp)	•	•	•	•	•	•	•
8.1 GI DP Volvo Penta (375 hp)	•	•	•	•	•	•	•


OUTBOARD

	CX 180	CX 180 SF
Johnson 115 hp PLSO	•	•
Johnson 115 hp PL450	•	•
Johnson 150 hp PLSO	•	•
Evinrude 115 hp FPLSO	•	•
Evinrude 135 hp FPLSO	•	•
Evinrude 150 hp FPLSO	•	•
Yamaha F 115 hp TLRD	•	•
Yamaha F 150 hp TLRD	•	•
Mercury 115 hp ELPTO	•	•
Mercury 125 hp ELPTO	•	•
Mercury 135 hp L Optimax	•	•
Mercury 150 hp L XR6	•	•
Mercury 150 hp L EFI	•	•
Mercury 150 hp L Optimax	•	•

Seating

	CX 180	CX 185	CX 205	CX 205 WE	CX 235	CX 235	CX 180 SF	CX 185 SF	CX 205 SF
SL seating: 2 bucket seats/ aft bench/padded sunlounge	S	S	S	S					
U seating: 2 bucket seats/ aft U-seat/padded sunlounge			O	O	S	S			
SF seating: 2 bucket seats/2 removable fishing seats/aft bench							S	S	S


S=Standard, O=Optional



Sport Seating (SL)



U-Shaped Seating (U)
(GX 235 Shown)




Ski & Fish Seating (SF)


Canvas Choices

	CX 180	CX 185	CX 205	CX 205 WE	CX 235	CX 235	CX 180 SF	CX 185 SF	CX 205 SF
Bimini top & boot	O	O	O	O	O	O	O	O	O
Bow cover	O	O	O	O	O	O	O	O	O
Canvas Package: bow cover, walk-thru curtain, side curtains, stern curtain	O	O	O	O	O	O	O	O	O
Cockpit cover	O	O	O	O	O	O	O	O	O
Mooring cover	O	O	O	O	O	O	O	O	O
Soft top & boot	O	O	O	O	O	O	O	O	O


O=Optional
All GX models feature Sunbrella® canvas color coordinated in yellow, red, blue or black on all items (except mooring cover).




Soft Top




Bimini Top




Canvas Package



Bow Cover



Cockpit Cover




Mooring Cover

DECK BOATS

Space available.

A roomier approach to boating with family and friends, Glastron® deck boats are designed and built to make life on the water as fun and relaxing for the host and hostess as it is for the guests. Bow to stern, we made sure that




everything you need for a great day on the water is right where you need it.

Dockside entry gates, tall boarding ladders, easy-to-clean fiberglass floor, snap-in carpet, Sunbrella® Bimini top and a deluxe Clarion® audio system

with CD player and Sirius® satellite radio—all come standard on every model. And depending on which model you choose, there's a wide variety of options available, including a cockpit table, bow filler cushions, pump-out head, docking lights and a swim platform shower.

Did we mention the room? Glastron deck boats are designed to make sure you and your guests have plenty of it. There isn't a more relaxing, more comfortable approach to entertaining on the water.

Finally, there's one other thing that comes with every one of our deck boat models: Glastron's world-class handling and smooth, stable ride. So, while many deck boats aren't known for performance, it's something that's never compromised with a Glastron.




Everything about our deck boats is there to help your family enjoy being a family. We went out of our way to design in room for everyone to be together—and room for quiet little family moments too. Features like our spacious swim platforms and deep water boarding ladders make getting in and out of the water safe and easy.


The Clarion deluxe speakers, a CD player gives you more than ESPN to CNN to Disney commercial-free music twelve-month intervals cover two boating seasons.

The ultimate in casual entertainment, these boats give you "Let's go" spontaneity in a roomy, passenger-friendly environment. Ask any Glastron deck boat owner. They'll tell you that for shoreline cruising, entertaining or just hanging out, there's no better way to spend time with family and friends on the water. And when it's time to ski or tube, these deck boats are ready to go.

A SuspensionAire™ bucket hoist (slide/swivel pedestals) is standard. The inner-spring system, located under the bolsters give you the option of operating in an elevated or standing position.




The ultimate in casual entertainment, these boats give you "Let's go" spontaneity in a roomy, passenger-friendly environment. Ask any Glastron deck boat owner. They'll tell you that for shoreline cruising, entertaining or just hanging out, there's no better way to spend time with family and friends on the water. And when it's time to ski or tube, these deck boats are ready to go.



Everything about our deck boats is there to help your family enjoy being a family. We went out of our way to design in room for everyone to be together—and room for quiet little family moments too. Features like our spacious swim platforms and deep water boarding ladders make getting in and out of the water safe and easy.




The Clarion deluxe sound system comes with 4 speakers, a CD player plus Sirius® satellite radio. Sirius gives you more than 100 channels—everything from ESPN to CNN to Disney—including dozens of commercial-free music channels. We even include a twelve-month interruptible subscription—enough to cover two boating seasons.



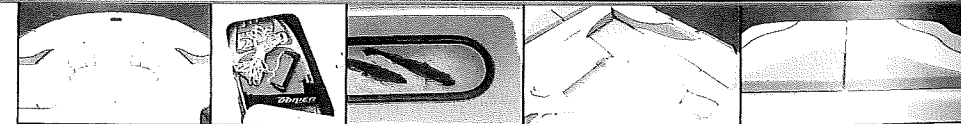
Looking for versatility? It's right here. You can transform the bow seating area into a roomy, fully padded sunlounge with the optional bow filler cushions on the DS 215 and DX 235. It's quick. It's easy. It's a great way to take full advantage of a day on the water for sunning, playing games or an on-the-water "playground" for the kids.

A SuspensionAire™ bucket helm seat (mounted on a heavy-duty slide/swivel pedestals) is standard equipment on all Glastron deck boats. The inner-spring system, located under the seat foam, continually adjusts for optimum comfort and shock absorption, while flip-up bolsters give you the option of operating from an elevated or standing position.





DX 205



What happens when our designers roll up their sleeves and go to work on a 20-foot deck boat? The 2005 DX 205—with more room and more functionality than any 20-footer we've ever built. Just look at all that seating. This boat is perfect for an evening cruise with a handful of good friends. And tomorrow morning at the crack of dawn, with all its standard fishing equipment, the DX 205 will be ready to take you (quite comfortably) to your favorite fishing spot. Somebody want to go tubing or skiing later? So does the DX 205. It's about room. It's about functionality. Whatever you have planned, the DX 205 is ready to play.


Standard Features:

- Aerated livewell
- Automatic bilge pump
- Carry-on cooler
- Clarion® CD/AM/FM/Sirius satellite stereo with 2 speakers
- Cockpit courtesy lights
- Depth sounder
- Fishing rod holders
- Hour meter
- Integrated fore and aft swim/fishing platforms
- Removable padded sunlounge
- Ski tow ring
- Ski/kneeboard locker
- Skid-resistant fiberglass floor
- Snap-in carpet
- Stainless steel boarding ladder
- Stainless steel grabrails
- Stowaway fishing seat
- Sunbrella® Bimini top with boot
- Suspension Aire™ wraparound bucket helm seat with flip-up bolster
- Tilt steering wheel
- Transom and dockside boarding
- Trolling motor plug
- Wraparound bow seating



Available options and additional features are shown on pages 44-45.

Specifications:

Length	20' 1" (6.12 m)
Beam	10' 2" (3.09 m)
Depth	52" (1.28 m)
Approx. Weight	2800 lbs. (1270 kg) w/4.3L MerCruiser®
Cockpit Depth	35" (0.89 m)
Transom Width	94" (2.39 m)
Transom Deadrise	17°
Draft (drive down)	28" (0.71 m)
Fuel Capacity	50 gal. (189 L)
Maximum Capacity	1400 lbs. (635 kg)



Our newest deck boat model is the ultimate American family boat. Feature for feature, dollar for dollar, the DS 215 offers so much to like, starting with all that room (room for more than a dozen people, in fact). Creature comforts include a cockpit sink, a carry-on cooler, plus a head compartment with porta-pottie. Consider the versatility we designed into the DS 215—and the world of options available. Cruising. Skiing. Fishing. Entertaining. The more on-water activities your family and friends enjoy, the more you'll enjoy the DS 215.



DS 215

	<ul style="list-style-type: none"> • Stowaway fishing seat • Sunbrella® Bimini top with boot • SuspensionAire™ wraparound bucket helm seat with flip-up bolster 	<p>Specifications:</p> <p>Length 20' 1" (6.12 m)</p> <p>Beam 102" (2.59 m)</p> <p>Depth 59 1/2" (1.28 m)</p> <p>Approx. Weight 2900 lbs (1315 kg) w/4.3L MerCruiser®</p> <p>Cockpit Depth 35" (.89 m)</p> <p>Transom Width 94" (2.39 m)</p> <p>Transom Deadrise 17°</p> <p>Draft (drive down) 28" (.71 m)</p> <p>Fuel Capacity 50 gal. (189 L)</p> <p>Maximum Capacity 1400 lbs. (635 kg)</p>
lounge	<ul style="list-style-type: none"> • Tilt steering wheel • Transom and dockside boarding • Trolling motor plug • Wraparound bow seating 	
floor		
ladder		

Our newest deck boat model is the ultimate American family boat. Feature for feature, dollar for dollar, the DS 215 offers so much to like, starting with all that room (room for more than a dozen people, in fact). Creature comforts include a cockpit sink, a carry-on cooler, plus a head compartment with porta-pottie. Consider the versatility we designed into the DS 215—and the world of options available. Cruising. Skiing. Fishing. Entertaining. The more on-water activities your family and friends enjoy, the more you'll enjoy the DS 215.

- Standard Features:**
- Automatic bilge pump
 - Bow anchor locker
 - Carry-on cooler
 - Clarion® CD/AM/FM/Sirius satellite stereo with 4 speakers
 - Cockpit courtesy lights
 - Concealed telescopic 3-step boarding ladders
 - Depth sounder
 - Head compartment
 - Hour meter
 - Integrated fore and aft swim platforms
 - Refreshment console with sink
 - Ski tow ring
 - Skid/kneeboard locker
 - Skid-resistant fiberglass floor
 - Stainless steel grabrails
 - Sunbrella® Bimini top with boot
 - SuspensionAire™ wraparound bucket helm seat with flip-up bolster
 - Transom and dockside boarding gates
 - Wraparound bow seating

	<p>Specifications:</p> <p>Length 20' 11" (6.25 m)</p> <p>Beam 102" (2.59 m)</p> <p>Depth 57 1/2" (1.46 m)</p> <p>Approx. Weight 3600 lbs (1633 kg) w/5.7L MerCruiser®</p> <p>Cockpit Depth 28 1/2" (.72 m)</p> <p>Transom Width 96" (2.44 m)</p> <p>Transom Deadrise 16°</p> <p>Draft (drive down) 30" (.76 m)</p> <p>Fuel Capacity 56 gal. (212 L)</p> <p>Maximum Capacity 1950 lbs (884 kg)</p>
--	--

Available options and additional features are shown on pages 44-45.



DX 235

The perfect day on the water (with several of your closest friends) starts here. The 2005 Glastron® DX 235, with its full wraparound windshield, is perfectly designed for cruising, skiing, or just "hanging out" with your family and friends. Our designers love this kind of boating as much as you do. So they went the extra mile to make this one something special. Been looking for roomy luxury plus performance? Been looking for a feature-rich deck boat at just the right price? From entertaining-oriented features to handling and just plain old get-up-and-go, here it is.

42



- Standard**
- Automatic bilge
 - Bow anchor
 - Carry-on cooler
 - Clarion® CDL stereo with 4-speaker
 - Cockpit cover
 - Cockpit/floor
 - Concealed reboarding ladder
- Available options on



Standard Features:

- Automatic bilge pump
- Bow anchor locker
- Carry-on cooler
- Clarion® CD/AM/FM/Sirius satellite stereo with 4 speakers
- Cockpit courtesy lights
- Cockpit/bow table
- Concealed telescopic 3-step boarding ladders
- Depth sounder
- Enclosed head and sink
- Hour meter
- Integrated fore and aft swim platforms
- Ski tow ring
- Ski/kneeboard locker
- Skid-resistant fiberglass floor
- Snap-in carpet
- Stainless steel grabrails
- Sunbrella® Bimini top with boot
- SuspensionAire™ adjustable bucket seat with flip-up bolster
- Tilt steering wheel
- Transom and dockside boarding gates
- Wraparound bow seating

Specifications:

Length	22' 6" (6.86 m)
Beam	102" (2.59 m)
Depth	60" (1.52 m)
Approx. Weight	4000 lbs (1814 kg) w/5.7 GL Volvo Penta®
Cockpit Depth	31" (7.79 m)
Transom Width	94" (2.39 m)
Transom Deadrise	15°
Draft (drive down)	32" (81 m)
Fuel Capacity	73 gal (276 L)
Maximum Capacity	1950 lbs (885 kg)

Available options and additional features are shown on pages 44-45.

DECK BOATS

Features & Options

DX-205
DX-215
DX-235

CONSTRUCTION

Integrated fore and aft swim platforms	S	S	S
Fiberglass floor	S	S	S

ELECTRONICS

Clarion® AM/FM/CD stereo	S	S	S
Convenience Package: hour meter, depth sounder	S	S	S
Compass	S	S	S
Docking lights	O	O	O
Chrome bezel Faria® gauges	O	O	O
Sirius® satellite radio	S	S	S

INTERIOR


Aerated livewell			
Anchor locker	S		
Automatic bilge pump & blower	S	S	S
Bow filler cushions	S	S	S
Seat storage	O	O	O
Carry-on cooler	S	S	S
Cockpit courtesy lights	S	S	S
Cockpit table	S	S	S
Enclosed head	O	O	S
Enclosed head with sink	S		
Fishing Package: livewell w/switch, 2 bow fishing seats, trolling motor plug			S
Fishing rod holders		O	
Fishing seat for aft casting deck	S		
Fishing seat for forward casting deck	S		
Porta-pottie	O		
Pump-out head		O	O
Refreshment center with sink			O
Ski/kneel board locker		S	
Snap-in carpet	S	S	S
Stainless steel grab rails	S	S	S
Stainless steel bow rails		S	S
Tilt steering wheel		S	S
Trolling motor plug	S	S	S

EXTERIOR


Boarding ladder, stainless steel aft	S		
Boarding ladders, concealed, fore & aft	S	S	S
Dockside walk-thru w/boarding gate		S	S
Extended swim platform		S	S
Gelcoat hull stripe		O	O
Ski tow ring	O	O	O
Stainless steel bow and stern eyes	S	S	S
Through-bolted 6" stainless steel cleats	S	S	S
Transom shower	S	S	S
Transom walk-thru w/boarding gate			O
Walk-thru curved glass windshield	S	S	S

S=Standard, O=Optional


Popular Options



Bow Filler Cushions



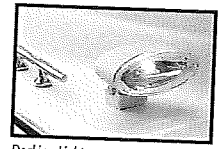
Extended Swim Platform




Porta-pottie



Gelcoat Hull Stripe




Docking Lights



Cockpit Table

Options vary by model. Please refer to Features & Options table for availability.

Color Choices




Colors shown here are a close representation of our finishes but may vary due to the printing process. Please visit your Glastron dealer to see actual colors.

Power Choices


STERNDRIIVE

4.3L MerCruiser (190 hp)	•	•
4.3L MPI MerCruiser (220 hp)	•	•
4.3L MPI Bravo III MerCruiser (220 hp)	•	•
5.0L MerCruiser (220 hp)	•	•
5.0L MPI MerCruiser (260 hp)	•	•
5.7L MerCruiser (250 hp)	•	•
5.7L Bravo III MerCruiser (250 hp)	•	•
5.7L Bravo III MerCruiser (300 hp)	•	•
350 Magnum MPI Alpha MerCruiser (300 hp)	•	•
350 Magnum MPI Bravo III MerCruiser (300 hp)	•	•
4.3 GL Volvo Penta (190 hp)	•	•
4.3 GXI Volvo Penta (225 hp)	•	•
4.3 GXI DP Volvo Penta (225 hp)	•	•
5.0 GL Volvo Penta (220 hp)	•	•
5.0 GXI Volvo Penta (270 hp)	•	•
5.7 GL DP Volvo Penta (260 hp)	•	•
5.7 GL Volvo Penta (280 hp)	•	•
5.7 GL DP Volvo Penta (280 hp)	•	•


Popular Options



Bow Filler Cushions




Extended Swim Platform




Porta-pottie



Gelcoat Hull Stripe




Docking Lights



Cockpit Table

Options vary by model. Please refer to Features & Options table for availability.

Color Choices



Colors shown here are a close representation of our finishes but may vary due to the printing process. Please visit your Glastron dealer to see actual colors.

Power Choices

DX 205 DS 215 DX 235

STERNDRIVE	DX 205	DS 215	DX 235
4.3L MerCruiser (190 hp)	•	•	•
4.3L MPI MerCruiser (220 hp)	•	•	•
4.3L MPI Bravo III MerCruiser (220 hp)	•	•	•
5.0L MerCruiser (220 hp)	•	•	•
5.0L MPI MerCruiser (260 hp)	•	•	•
5.7L MerCruiser (250 hp)	•	•	•
5.7L Bravo III MerCruiser (250 hp)	•	•	•
350 Magnum MPI Alpha MerCruiser (300 hp)	•	•	•
350 Magnum MPI Bravo III MerCruiser (300 hp)	•	•	•
4.3 GL Volvo Penta (190 hp)	•	•	•
4.3 GXI Volvo Penta (225 hp)	•	•	•
4.3 GXI DP Volvo Penta (225 hp)	•	•	•
5.0 GL Volvo Penta (220 hp)	•	•	•
5.0 GXI Volvo Penta (270 hp)	•	•	•
5.7 GL DP Volvo Penta (260 hp)	•	•	•
5.7 GI Volvo Penta (280 hp)	•	•	•
5.7 GI DP Volvo Penta (280 hp)	•	•	•

Seating

DX 205 DS 215 DX 235

SuspensionAire™ adjustable bucket seat with flip-up bolster at helm, wraparound bow seats, L-shaped rear bench seats	DX 205	DS 215	DX 235
	S	S	S

S=Standard

Canvas Choices


DX 205 DS 215 DX 235

Bimini top & boot	DX 205	DS 215	DX 235
Bimini top & boot	S	S	S
Bow cover			O
Cockpit cover	O	O	O

S=Standard, O=Optional

DX models feature beige Sunbrella® canvas.

DS 215 features color-coordinated Sunbrella® canvas in red, blue or black.



Bimini Top



Cockpit Cover

GS SPORT CRUISERS

The comforts of a cruiser. The soul of a runabout.

Ready for more boat? The Glastron® GS Sport Cruisers have everything you expect in a fully-featured cruiser. They're designed to fit contemporary tastes, with each model striking just the right balance of luxury, space-




efficiency and family-friendly features. In addition to the roomy and well-appointed cabins below deck, you'll appreciate the spaciousness and functionality of our GS cockpits topside.

With a Glastron GS, the amenities you want are standard—not optional—equipment. A deluxe Clarion®

audio system. A tilt steering wheel. Stainless steel bow rails. A Sunbrella® Bimini top. The list goes on and on.

As you might expect from Glastron, performance is nothing short of exceptional. If you think a cruiser has to be a gas guzzler, you'll find our GS models to be pleasantly efficient at the gas pump. And with their road-friendly beam widths and modest weights, they're also great for trailering.

The comforts of a cruiser. The soul of a runabout. The GS Series from Glastron is ready and waiting for you.



A truly great cabin cruiser combines all the comforts of home with all the pleasures of well-spent leisure time on the water. In that sense, every Glastron Sport Cruiser is truly great. Whether it's a slow evening cruise or an entire week on the water, these boats do it right. New this year to all GS models is an optional two-tone, blue and white paint scheme.


We've completely upgraded each of our GS cabins for '05—and it shows in details large and small. The high-luster cherry wood cabinetry, for example. The supple leatherette upholstery. Or the way the roomy sleeping berths invite you to linger a few more luxurious minutes after you've spent the night on the water. This is what Glastron Sport Cruising is all about.

t
just
Cla
and
prog
mus
Siri

Take the wheel of a Glastron and remind you of your favorite : impressive acceleration and surprisingly responsive handling defined Glastron's legendary




ruiser combines all the comforts of home with all the pleasures of well-spent leisure time. In every use, every Glastron Sport Cruiser is truly great. Whether it's a slow evening cruise or an exhilarating run, these boats do it right. New this year to all GS models is an optional two-tone, blue and white paint.



We've completely upgraded each of our GS cabins for '05—and it shows in details large and small. The high-luster cherry wood cabinetry, for example. The supple leatherette upholstery. Or the way the roomy sleeping berths invite you to linger a few more luxurious minutes after you've spent the night on the water. This is what Glastron Sport Cruising is all about.




Great boats demand a great sound system. You'll find just that aboard every Glastron Sport Cruiser. The Clarion® deluxe sound system comes with a CD player and a Sirius® satellite radio (with more than 100 program choices—including dozens of commercial-free music channels). We even provide a twelve-month Sirius subscription.



We designed our GS helms to be highly functional, but not overdone. So navigating your way around our ergonomically-arranged instrument panel is more of a pleasure than a chore. Easy-to-read Faria® analog gauges are standard equipment. So are a depth sounder, hour meter and compass.

Take the wheel of a Glastron GS Sport Cruiser and its performance is sure to remind you of your favorite runabout. These boats are quick to plane, with impressive acceleration and surprising running speed. They're nimble too, with surprisingly responsive handling. All characteristics that over the years have defined Glastron's legendary performance.





runabout. The soul of a cruiser. The Glastron®
 er for the boater who wants it all—impressive
 ailability, excellent fuel economy and a place
 in one compact package. The comfortable cuddy
 berth, a lounge seat, a screened deck hatch and an
 ie. The GS 209 also treats you to a Clarion® CD
 satellite radio. And if you're heading out for the
 at our optional galley package. Room. Performance.
 2005 GS 209 from Glastron.

Standard Features:

- Automatic bilge pump
- Bow access step
- Bow anchor locker
- Cabin courtesy lights
- Clarion® CD/AM/FM/Sirius satellite stereo with 4 speakers
- Deck hatch with screen
- Depth sounder
- Floor storage area
- Fold-down sleeper seat
- Hour meter
- Integrated swim platform
- Passenger grab handles
- Ski tow ring
- Stainless steel bow rails
- Sunbrella® soft top and boot w/concealed storage
- SuspensionAire™ adjustable bucket helm seat with flip-up bolster
- Telescopic 3-step boarding ladder
- Tilt steering wheel
- Upholstered V-berth
- Walk-thru curved full glass windshield

Specifications:

Length	20' 2" (6.15 m)
Beam	94 1/2" (2.39 m)
Depth	50" (1.27 m)
Approx. Weight	2811 lbs (1276 kg)
	w/5.0L MerCruiser®
Cockpit Depth	35" (89 cm)
Transom Width	90" (2.29 m)
Transom Deadrise	21°
Draft (drive down)	33" (.84 m)
Fuel Capacity	45 gal (170 L)
Maximum Capacity	1150 lbs (522 kg)

Available options and additional features are shown on page 56-57.


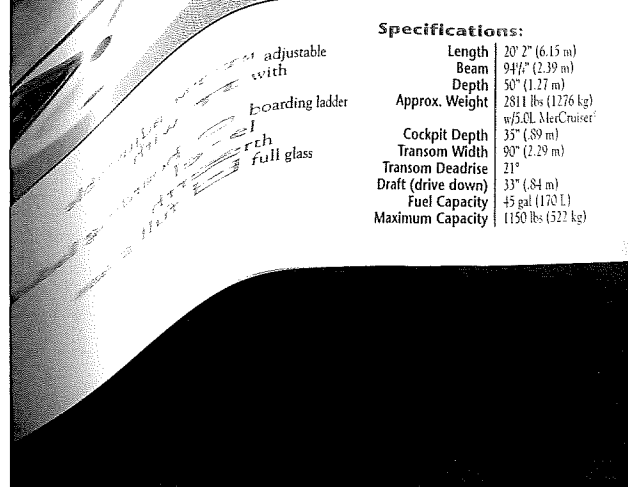




This all new 21-foot cuddy cabin comes with all the right standard features: a fiberglass floor, Clarion® stereo CD with Sirius® satellite radio, a Bimini top and, of course, a full-sized V-berth. And we've complemented that long list of features with plenty of options for your GS 219 like a porta-pottie, camper canvas and our galley package that adds a sink and butane stove. Bucket/sleeper seating is standard—or consider opting for the SL seating (shown here) which incorporates a handy transom walk-thru gate for easy boarding. It's everything you love in a cuddy cabin boat and then some. The all-new GS 219 from Glastron.

Standard Features:

- 12V power plug
- Automatic bilge pump
- Battery switch
- Bow anchor locker
- Cabin courtesy lights
- Carry-on ice chest
- Clarion® CD/AM/FM/Sirius satellite stereo with 4 speakers
- Deck hatch with screen
- Depth
- Fold-d
- Hour m
- Integre
- Porta-p
- Ski tow
- Skid-r
- Snap-i
- Stainl

Available options and additional features are shown on page 56-57.



GS 219

Specifications:

Length	20' 2" (6.15 m)
Beam	94 1/2" (2.39 m)
Depth	50" (1.27 m)
Approx. Weight	2811 lbs (1276 kg) w/5.0L MerCruiser
Cockpit Depth	35" (.89 m)
Transom Width	90" (2.29 m)
Transom Deadrise	21°
Draft (drive down)	33" (.84 m)
Fuel Capacity	45 gal (170 L)
Maximum Capacity	1150 lbs (522 kg)

This all new 21-foot cuddy cabin comes with all the right standard features: a fiberglass floor, Clarion® stereo CD with Sirius® satellite radio, a Bimini top and, of course, a full-sized V-berth. And we've complemented that long list of features with plenty of options for your GS 219 like a porta-pottie, camper canvas and our galley package that adds a sink and butane stove. Bucket/sleeper seating is standard—or consider opting for the SL seating (shown here) which incorporates a handy transom walk-thru gate for easy boarding. It's everything you love in a cuddy cabin boat and then some. The all-new GS 219 from Glastron.

Standard Features:

- 12V power plug
- Automatic bilge pump
- Battery switch
- Bow anchor locker
- Cabin courtesy lights
- Carry-on ice chest
- Clarion® CD/AM/FM/Sirius satellite stereo with 4 speakers
- Deck hatch with screen
- Depth sounder
- Fold-down sleeper seat
- Hour meter
- Integrated swim platform
- Porta-pottie
- Ski tow ring
- Skid-resistant fiberglass floor
- Snap-in carpet
- Stainless steel bow rails
- Stereo remote for dash
- Sunbrella® Bimini top and boot
- SuspensionAire™ adjustable bucket helm seat w/flip-up bolster
- Telescopic 3-step boarding ladder
- Tilt steering wheel
- Upholstered V-berth
- Walk-thru curved full glass windshield

Specifications:

Length	21' 6" (6.55 m)
Beam	102" (2.59 m)
Depth	62" (1.57 m)
Approx. Weight	3600 lbs (1633 kg) w/5.0 GXi Volvo Penta
Cockpit Depth	34" (.86 m)
Transom Width	96" (2.44 m)
Transom Deadrise	21°
Draft (drive down)	36" (.91 m)
Fuel Capacity	56 gal (212 L)
Maximum Capacity	1475 lbs (669 kg)

Available options and additional features are shown on pages 56-57.

GS 249

Whether you're on the water with friends for the day or anchored in a cozy cove for the night with the family, the GS 249 Sport Cruiser does it all comfortably. This is one cruiser that doesn't compromise its runabout heritage. Experienced boaters will note and appreciate its well-thought-out design: the skid-resistant fiberglass floor, the passenger-friendly seating arrangement, the one-level cockpit and so much more. Below deck, they'll find plenty of luxury touches like a dinette, a galley, a fiberglass-lined head compartment and fully upholstered cabins fore and aft. All this boat, all these features, all this performance and perfectly sized for trailering, too. The 2005 GS 249 from Glastron.






Powered by
MERCURY
MerCruiser



Standard Features

- Aft cabin
- Automatic bilge pump
- Bow pulpit with roller and rope locker
- Cabin courtesy lights
- Clarion® CD/AM/FM/Sirius satellite stereo with 4 speakers
- Compass
- Deck hatch with screen
- Depth sounder
- Dinette/V-berth
- Dual battery switch

Available options and additional features on



Standard Features:

- Aft cabin
- Automatic bilge pump
- Bow pulpit with roller and rope locker
- Cabin courtesy lights
- Clarion® CD/AM/FM/Sirius satellite stereo with 4 speakers
- Compass
- Deck hatch with screen
- Depth sounder
- Dinette/V-berth
- Dual battery switch
- Galley with sink/ice box/ alcohol stove
- Head compartment with fiberglass shower, sink, porta-pottie
- Hour meter
- Integrated swim platform with walk-thru transom gate
- L-shaped cockpit seat with double-wide fold-out sunlounge
- Remote control spotlight
- Ski tow ring
- Skid-resistant fiberglass floor
- Soap-in carpet
- Stainless steel deck rails
- Sunbrella® Bimini top and boot
- SuspensionAire™ adjustable bucket helm seat with flip-up bolster
- Telescopic 3-step boarding ladder
- Tilt steering wheel
- Transom shower
- Vented cabin windows (2)
- Water tank (18 gallons)

Specifications:

Length	24' 10" (7.57 m)
Beam	102" (2.59 m)
Depth	80 1/2" (2.04 m)
Approx. Weight	4400 lbs (1998 kg) w/5.0L MerCruiser®
Cockpit Depth	36" (91 cm)
Transom Width	97" (2.46 m)
Transom Deadrise	20°
Draft (drive down)	35" (.89 m)
Fuel Capacity	56 gal (212 L)
Maximum Capacity	1475 lbs (669 kg)

Available options and additional features are shown on pages 56-57.


GS 269

New to the GS Sport Cruiser Series this year is our impeccably-done GS 269. From every angle, its styling has a decidedly European flair. Standard features topside (to name just a few) include a dual helm seat, U-shaped cockpit seating, a wet bar, an ice box, a transom shower and a Sunbrella® Bimini top. Below deck, you're treated to fore and aft cabins, a stand-up shower compartment with sink and china head, plus a Clarion® AM/FM/CD player with Sirius® satellite radio that includes a twelve-month Sirius subscription as part of the audio package. Of course, the cabin of the GS 269 features a full galley with refrigerator, microwave oven, faux-granite countertop and sink, plus an alcohol/electric stove. Rich cherry wood cabinets add a warm and contemporary elegance to the cabin's overall look and feel.

The GS 269 also comes equipped with a SeaKey™ satellite communications system, which includes:

- Emergency messaging
- Position monitoring via Internet
- Water intrusion monitoring
- Low voltage monitoring
- Anti-theft protection
- 24-hour concierge

SeaKey provides a new level of security and safety for your Glastron Sport Cruiser experience.





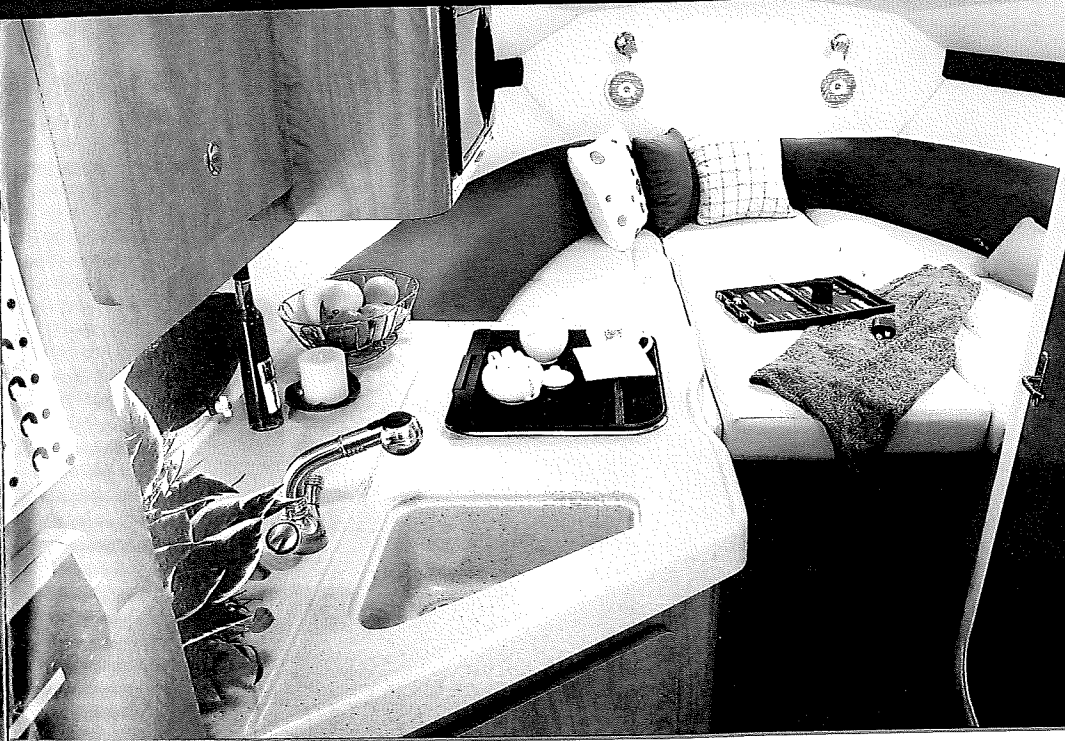

Powered by
**VOLVO
PENTA.**



Standard Featu

- Automatic bilge pump
- Battery charger
- Cabin courtesy lights
- Clarion® CD/AM/FM/Sirius stereo with 4 speakers
- Cockpit refreshment center sink and ice box
- Compass
- Deck hatch with screen
- Depth sounder
- Dinettes/V-berth
- Dockside power (110V)
- Dual battery switch

Available options and additional fees



Standard Features:

- Automatic bilge pump
- Battery charger
- Cabin courtesy lights
- Clarion® CD/AM/FM/Sitius satellite stereo with 4 speakers
- Cockpit refreshment center with sink and ice box
- Compass
- Deck hatch with screen
- Depth sounder
- Dinette/V-berth
- Dockside power (110V)
- Dual battery switch
- Dual helm seat with fold-out sunlounge
- Galley with microwave, refrigerator, alcohol/electric stove, sink
- Head compartment with fiberglass shower, sink, manual china toilet
- Hot water system
- Hour meter
- Hydraulic trim tabs
- Integrated swim platform with walk-thru transom gate
- Manual china head with pump out
- Remote control spotlight
- SeaKey™ satellite communications
- Ski tow ring
- Skid-resistant fiberglass floor
- Snap-in carpet
- Stainless steel bow rail
- Stainless steel grabrails
- Sunbrella® Bimini top and boot
- Telescopic 3-step boarding ladder
- Tilt steering wheel
- Transom shower
- U-shaped cockpit seat with double-wide fold-out sunlounge
- Vented cabin windows (4)
- Water tank (18 gallon)


Available options and additional features are shown on pages 56-57.

Specifications:



Length	26' 11" (8.20 m)
Beam	102" (2.59 m)
Depth	86" (2.18 m)
Approx. Weight	6200 lbs (2812 kg) w/5.0 GL Volvo Penta [®]
Cockpit Depth	36" (91 cm)
Transom Width	97" (2.46 m)
Transom Deadrise	20°
Draft (drive down)	40" (1.02 m)
Fuel Capacity	72 gal (273 L)

GS 279

The 2005 GS 279 Sport Cruiser incorporates some of the most contemporary thinking in cruiser design. Come aboard and discover the multitude of amenities we've incorporated for you. The attractively styled cockpit design includes a one-level fiberglass floor, a portside chaise lounge, a dual helm seat that folds down to create another sunlounge, and a refreshment console with ice box, sink and water faucet. Below deck, the forward cabin features a V-berth/dinette combination; a full galley with refrigerator, microwave oven, alcohol/electric stove; a fiberglass head compartment with sink, shower and china toilet; plus a hot water system. Standard electronics include Clarion® CD stereo, Sirius® satellite radio, and a SeaKey™ satellite-based communications system that provides emergency messaging, anti-theft protection, water intrusion & low voltage monitoring, at-home position monitoring via the Internet, plus on-demand personal assistance and concierge services—24 hours a day, 7 days a week, 365 days a year. Options to enhance your Sport Cruiser experience: a flat screen television with DVD player, dockside air conditioning with reverse heat, radar arch, extended swim platform and Sunbrella® camper canvas package. Perhaps best of all, we've factored in the fast planing, impressive running speed and remarkable handling that define Glastron® performance.



Powered by
**VOLVO
PENTA**



Star

- Auto
- Batter
- Bow p
- and ro
- Cabin
- Clarion
- stereo
- Cockp
- with si
- Comp
- Deck h
- Depth
- Dinette
- Docksi

Atch/M



**VOLVO
PENTA**

Standard Features:

- Automatic bilge pump
- Battery charger
- Bow pulpit with roller and rope locker
- Cabin courtesy lights
- Clarion® CD/AM/FM/Sirius satellite stereo with 4 speakers
- Cockpit refreshment center with sink and ice box
- Compass
- Deck hatch with screen
- Depth sounder
- Dnette/V-berth
- Dockside power (110V)
- Dual battery switch
- Dual helm seat with fold-out sunlounge
- Galley with microwave, refrigerator, alcohol/electric stove, sink
- Head compartment with fiberglass shower, sink, manual china toilet
- Hot water system
- Hour meter
- Hydraulic trim tabs
- Integrated swim platform with walk-thru transom gate
- L-shaped cockpit seat with double-wide fold-out sunlounge
- Portside chaise lounge seat
- Removable stern bench seat
- Seakey™ satellite communications
- Ski tow ring
- Skid-resistant fiberglass floor
- Snap-in carpet
- Stainless steel deck rails
- Stainless steel grabrails
- Starboard windshield wiper
- Sunbrella® Bimini top and boot
- Telescopic 3-step boarding ladder
- Tilt steering wheel
- Transom shower
- Vented cabin windows (2)
- Water tank (18 gallon)

Specifications:

Length	27' 5" (8.36 m)
Beam	102" (2.59 m)
Depth	89" (2.26 m)
Approx. Weight	6200 lbs (2812 kg) w/5.0 GL Volvo Penta ¹
Cockpit Depth	36" (91 m)
Transom Width	97" (2.46 m)
Transom Deadrise	20°
Draft (drive down)	40" (1.02 m)
Fuel Capacity	72 gal (273 L)

Available options and additional features are shown on pages 56-57.


GS SERIES

Features & Options

	GS-209	GS-219	GS-249	GS-269	GS-279
CONSTRUCTION					
Integrated swim platform	S	S	S	S	S
Fiberglass cockpit floor		S	S	S	S
ELECTRONICS					
Battery charger				S	S
Chrome bezel Faria® gauges	S	S	S	S	S
Clarion® AM/FM/CD stereo	S	S	S	S	S
Convenience Package: hour meter, depth sounder, automatic bilge pump	S	S	S	S	S
Compass		O	S	S	S
Dockside air conditioner/reverse heat			O	O	O
Dual battery switch			S	S	S
Electric anchor windlass			O	O	O
Remote control spotlight			S	S	S
SeaKey™ satellite communication system	S	S	S	S	S
Sirius® satellite radio				S	S
INTERIOR					
China head, manual pump out			O	S	S
China head, electric pump out			O	O	O
Dinette table			S	S	S
Enclosed head with shower stall and sink			S	S	S
Flat screen 13" TV with DVD			O	O	O
Galley with sink, alcohol stove, ice box	O	O	S	S	S
Galley Package with microwave oven, 12/110V refrigerator, electric/alcohol stove, hot water heater, 110V dockside power			O	S	S
Generator (5KW)				O	O
Grey water system				O	O
Porta-pottie	O	S	S	S	S
Refreshment center with ice box and sink			S	S	S
Snap-in carpet			S	S	S
Stainless steel grab rails			S	S	S
Tilt steering wheel	S	S	S	S	S
V-berth filler cushions	S	S	S	S	S
Water tank (18-gallon)			S	S	S

S=Standard, O=Optional


Popular Options




Electric Anchor Windlass



Blue Gelcoat Hull Stripe



Manual China Head



Radar Arch

Options vary by model. Please refer to Features & Options table for availability.

EXTERIOR

	GS-209	GS-219	GS-249	GS-269	GS-279
Blue gelcoat hull stripe	O	O	O	O	O
Bow pulpit with roller and rope locker			S	S	S
Extended swim platform					O
Fore deck sun pad				O	
Hydraulic trim tabs			O	S	S
Radar arch				O	O
Ski tow ring	S	S	S	S	S
Stainless steel bow and stern eyes	S	S	S	S	S
Stainless steel bow rails	S	S	S	S	S
Stainless steel cleats	S	S	S	S	S
Stainless steel telescopic 3-step boarding ladder	S	S	S	S	S
Starboard windshield wiper			O	O	S
Transom walk-thru			S	S	S
Transom walk-thru with gate			S	S	S
Transom shower			S	S	S
Vented cabin windows (2)			S	S	S
Vented cabin windows (4)				S	
Vented cabin windows - additional (2)					O
Walk-thru curved glass windshield	S	S	S	S	S
Walk around deck			S	S	S

S=Standard, O=Optional

Power Choices

	GS-209	GS-219	GS-249	GS-269	GS-279
STERNDRIVE					
4.3L MerCruiser (190 hp)					
4.3L MPI MerCruiser (220 hp)					
4.3L Bravo III MerCruiser (220 hp)					
5.0L MerCruiser (220 hp)					
5.0L MPI MerCruiser (260 hp)					
5.7L MerCruiser (250 hp)					
5.7L Bravo III MerCruiser (250 hp)					
350 Magnus MPI Alpha MerCruiser (300 hp)					
350 Magnus MPI Bravo I MerCruiser (300 hp)					
350 Magnus MPI Bravo III MerCruiser (300 hp)					
1.8X 6.2 MPI Bravo III MerCruiser (320 hp)					
4.3 GL Volvo Penta (190 hp)					
4.3 GXI Volvo Penta (225 hp)					
4.3 GXI DP Volvo Penta (225 hp)					
5.0 GL Volvo Penta (220 hp)					
5.0 GXI Volvo Penta (270 hp)					
5.0 GXI DP Volvo Penta (270 hp)					
5.0 GXI DP Volvo Penta (270 hp)					
5.7 GL Volvo Penta (280 hp)					
5.7 GXI Volvo Penta (280 hp)					
5.7 GXI DP Volvo Penta (280 hp)					
5.7 GXI DP Volvo Penta (315 hp)					
5.7 GXI DP Volvo Penta (315 hp)					
5.7 GXI DP Volvo Penta (320 hp)					

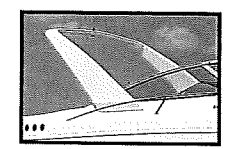


SE

Glastron GS 2i
a SeaKey™ set
for added safety

	GS 209	GS 219	GS 249	GS 269	GS 279
EXTERIOR					
Blue gelcoat hull stripe	O	O	O	O	O
Bow pulpit with roller and rope locker			S		S
Extended swim platform					O
Fore deck sun pad				O	
Hydraulic trim tabs			O	S	S
Radar arch				O	O
Ski tow ring	S	S	S	S	S
Stainless steel bow and stern eyes	S	S	S	S	S
Stainless steel bow rails	S	S	S	S	S
Stainless steel cleats	S	S	S	S	S
Stainless steel telescopic 3-step boarding ladder	S	S	S	S	S
Starboard windshield wiper			O	O	S
Transom walk-thru				S	
Transom walk-thru with gate			S		S
Transom shower			S	S	S
Vented cabin windows (2)			S		S
Vented cabin windows - additional (2)				S	
Vented cabin windows - additional (2)					O
Walk-thru curved glass windshield	S	S	S	S	S
Walk around deck			S		S

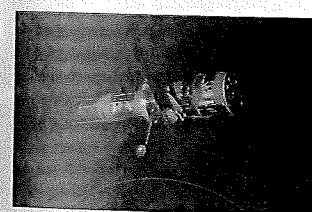
S=Standard, O=Optional



Radar Arch

Power Choices

	GS 209	GS 219	GS 249	GS 269	GS 279
STERNDRIVE					
4.3L MerCruiser (190 hp)					
4.3L MPI MerCruiser (220 hp)					
4.3L Bravo III MerCruiser (220 hp)					
5.0L MerCruiser (220 hp)					
5.0L MPI MerCruiser (260 hp)					
5.7L MerCruiser (250 hp)					
5.7L Bravo III MerCruiser (250 hp)					
350 Magnum MPI Alpha MerCruiser (300 hp)					
350 Magnum MPI Bravo I MerCruiser (300 hp)					
350 Magnum MPI Bravo III MerCruiser (300 hp)					
MX 6.2 MPI Bravo I MerCruiser (320 hp)					
MX 6.2 MPI Bravo III MerCruiser (320 hp)					
4.3 GL Volvo Penta (190 hp)					
4.3 GXI Volvo Penta (225 hp)					
4.3 GXI DP Volvo Penta (225 hp)					
5.0 GL Volvo Penta (220 hp)					
5.0 GXI Volvo Penta (270 hp)					
5.0 GXI DP Volvo Penta (270 hp)					
5.0 OSI DP Volvo Penta (270 hp)					
5.7 GL Volvo Penta (280 hp)					
5.7 GL DP Volvo Penta (280 hp)					
5.7 OSI DP Volvo Penta (315 hp)					
5.7 GXI DP Volvo Penta (315 hp)					
5.7 OSII DP Volvo Penta (320 hp)					



SeaKey™

Glastron GS 269 and GS 279 Sport Cruisers feature a SeaKey™ satellite-based communications system for added safety and convenience.

Seating

	GS 209	GS 219	GS 249	GS 269	GS 279
SuspensionAire™ adjustable bucket seat with flip-up bolster/port sleeper/aft jump seats	S	S			
SuspensionAire™ adjustable bucket seat with flip-up bolster/aft bench seat/sunlounge	O	O			
SuspensionAire™ adjustable bucket seat with flip-up bolster, L-shaped passenger seating w/double fold-out sunlounge			S		
Double-wide fold-out sunlounge helm seat, portside lounge seat, removable stern seat				S	S

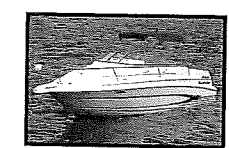
S=Standard, O=Optional

Canvas Choices

	GS 209	GS 219	GS 249	GS 269	GS 279
Bimini top & boot		S	S	S	S
Camper Canvas Package: canvas package less stem curtain, plus aft camper top, aft camper side curtains, aft camper stem curtain	O	O	O		O
Canvas Package: side curtains, stem curtain	O				
Canvas Package for Bimini top: side curtains, aft curtain, clear connector		O	O	O	O
Cockpit cover	O	O	O	O	O
Mooring cover	O	O			
Soft top & boot with concealed storage	S				

S=Standard, O=Optional


All GS models feature blue Sunbrella® canvas.




Bimini Top



Camper Canvas



Canvas Package



Cockpit Cover

Table of Contents

Introduction	2-3
Design/Performance	4-7
VEC® Technology	8-9
SX Series	10-11
SX 170	12
SX 175	13
SX 195	14-15
SX Details	16-17
MX Series	18
MX 175	19
MX 185	20
MX 185 Ski & Fish	21
MX 180 Ski & Fish	22
MX Details	23
GX Series	24-25
GX 180	26
GX 185	27
GX 205	28
GX 205 Wakeboard Edition	29
GX 235	30
GX 255	31
GX Details	36-37
GX Ski & Fish	32
GX 180 Ski & Fish	33
GX 185 Ski & Fish	34
GX 205 Ski & Fish	35
GX Ski & Fish Details	36-37
Deck Boats	38-39
DX 205	40
DS 215	41
DX 235	42-43
Deck Boat Details	44-45
GS Sport Cruisers	46-47
GS 209	48
GS 219	49
GS 249	50-51
GS 269	52-53
GS 279	54-55
GS Details	56-57

Representations made in this catalog do not constitute a warranty of any of the products shown herein, either expressed or implied. All warranties are set forth in the Glastron Limited Warranty contained in the Owner's Manual that accompanies each boat, and no other warranties are authorized.

Glastron provides a two-year limited warranty on non-structural components, a five-year limited warranty on hulls, and a lifetime limited warranty on wood components. On models manufactured with VEC® technology, Glastron provides a lifetime limited warranty on structural components, including the hull, deck, floor, stringers and transom. Ask your dealer for full warranty information prior to the sale. Due to the continuing improvements and changes in product features and options, Glastron Boats does not guarantee the availability of all product features and options as displayed in this catalog and reserves the right to change or discontinue models, specifications, colors, equipment or materials without notice. Some models are shown with optional equipment.

Weights and volumes shown in the catalog are estimated and can vary from boat to boat because of equipment, etc. All Glastron boats are manufactured in accordance with United States Coast Guard regulations and are certified by the National Marine Manufacturers Association.

GLASTRON, SSV and the Glastron hull spear graphics are registered trademarks of Glastron Boats. GENMAR and VEC are registered trademarks of Genmar Holdings, Inc. VOLVO PENTA is a registered trademark of Volvo Penta of the Americas, Inc. MERCUISER and MERCURY are registered trademarks of Brunswick Corporation. JOHNSON and EVINRUDE are registered trademarks of Bombardier Recreational Products. YAMAHA is a registered trademark of Yamaha Motor Corporation, USA. CLARION is a registered trademark of Clarion Corporation of America. CORSA is a registered trademark of JB Design, Inc. FARIA is a registered trademark of Thomas G. Faria Corporation. SUNBRELLA is a registered trademark of Glen Raven Mills, Inc.

Please follow the rules of safe boating, be courteous to others and respect the marine environment.

GLASTRON®
A GENMAR COMPANY

P.O. Box 460
Little Falls, Minnesota 56345, USA
Phone 320/632-8395

Visit our web site at www.glastron.com